

**FOR OFFICIAL USE ONLY**

**SUMMARY RELEASE  
OCTOBER, 2016**



**MONTHLY SURVEY**

**OF**

**INDUSTRIAL**

**PRODUCTION & EMPLOYMENT**

**IN**

**SINDH**

**OCTOBER, 2016**

**BUREAU OF STATISTICS  
PLANNING & DEVELOPMENT DEPARTMENT  
GOVERNMENT OF SINDH  
P.O. BOX NO.3879 CLIFTON  
KARACHI-6  
[www.sindhbos.gov.pk](http://www.sindhbos.gov.pk)  
[mipe.sbos@gmail.com](mailto:mipe.sbos@gmail.com)**

## PREFACE

Bureau of Statistics, Planning & Development Department is the Sindh Government's Premier Statistical Organization, responsible for collection and dissemination of statistical data in the province linked with various Socio-Economic sectors.

Bureau of Statistics has been issuing this Monthly Survey of Industrial Production & Employment report since December, 1975. This report provides important statistics in respect of industrial production and employment. This report contain statistics regarding 31 selected large scale industries covering 598 industrial establishments in Sindh.

This report provide information regarding index of industrial production as compare to base year 1980-81, and comprehensive analytical note over the current status of the industrial growth at different sector. Tables & Graphs of Production and Employment give comparisons with the previous month and the same month of the previous year as well.

Finally, I do appreciate the hard work and utmost efforts of officers and officials of Bureau of Statistics for bringing out this publication and their determination to issue this valuable publication. I hope that this report will be useful to the policy makers, planners, researchers, students and other users of industrial data in public as well as private sector.

Suggestions for further improvement will be welcomed.

***Hanif Muhammad Marchawala***  
Director General (Bureau of Statistics)  
Ph # 021-99206672, 021-99206683

## CONTENTS

| <u>TITLE</u>                                       | <u>PAGES</u> |
|--|--------------|
| <b>INTRODUCTION AND SUMMARY FINDINGS</b>           | <b>i-ii</b>  |
| <b>INDUSTRIAL PRODUCTION IN SINDH OCTOBER 2016</b> |              |
| VEGETABLE GHEE                                     | 01           |
| SUGAR  | 01           |
| TEA  | 01           |
| BEVERAGES  | 01           |
| CIGARETTES   | 01           |
| COTTON TEXTILE                                     | 01           |
| WOOLLEN TEXTILE                                    | 01           |
| JUTE TEXTILE                                       | 01           |
| LEATHER TANNING                                    | 02           |
| COTTON GINNING AND PRESSING                        | 02           |
| PAPER AND PAPER BOARD                              | 02           |
| PHARMACEUTICALS                                    | 02           |
| ACID, ALKALIES AND SALT                            | 02           |
| FERTILIZER   | 02           |
| PAINTS AND VARNISH                                 | 02           |
| SOAP   | 03           |
| PETROLEUM PRODUCTS                                 | 03           |
| TYRES AND TUBES                                    | 03           |
| SHEET AND PLATE GLASS                              | 03           |
| VACUUM FLASK                                       | 03           |
| CEMENT   | 03           |
| STEEL PRODUCTS                                     | 03           |
| M. S. PRODUCTS                                     | 04           |
| SAFETY RAZOR BLADE                                 | 04           |
| SEWING MACHINES                                    | 04           |
| ELECTRICAL APPARATUS                               | 04           |
| RADIO AND TELEVISION                               | 04           |
| ELECTRIC APPLIANCES                                | 04           |
| ELECTRIC FANS                                      | 04           |
| ELECTRIC LAMPS AND TUBES                           | 05           |
| AUTOMOBILE   | 05           |
| <b>INDUSTRIAL EMPLOYMENT IN SINDH OCTOBER 2016</b> |              |
| EMPLOYMENT (TOTAL)                                 | 06           |
| PRODUCTION WORKERS                                 | 07           |

**MONTHLY SURVEY OF INDUSTRIAL PRODUCTION AND EMPLOYMENT IN SINDH**  
**(Report for OCTOBER, 2016)**

**INTRODUCTION**

Bureau of Statistics conducts Monthly Survey of Industrial Production and Employment to collect information on 96 items manufactured in 31 selected large scale Industries covering 598 industrial establishments in Sindh. These industries account for 68.83% of total value added in terms of production during 1980-81, Census of Manufacturing Industries. In addition to collection, compilation, tabulation and processing of data, Bureau of Statistics also computes Index of Industrial Production, which is an important indicator of economy.

**SUMMARY FINDINGS OCTOBER, 2016**

Summary findings on the basis of Index of Industrial Production (1980-81 = 100) are as follows:

**A. INDUSTRIAL PRODUCTION**

- i) Overall Production in October, 2016 was increased by 0.01% as compared to last month i.e. September, 2016
- ii) Overall Production in October, 2016 was increased by 35.7% as compared to corresponding month of last year i.e. October, 2015.
- iii) Cumulative production in July-October 2016-17 was increased by 17.3% as against July-October 2015-16.

**B. INDUSTRIAL EMPLOYMENT**

- i) Employment in October, 2016 was 2.96 % lower as against September, 2016.
- ii) Employment in October, 2016 was 1.3 % lower as against September, 2015.
- iii) Employment in July- October 2016-17 was 0.2% lower as against July- October 2015-16.

(ii)

**C. INDEX OF INDUSTRIAL PRODUCTION (BASE YEAR: 1980-81 = 100)**

| YEAR / MONTHS | INDEX  | % CHANGE OVER LAST YEAR | % CHANGE OVER LAST MONTH |       |
|---------------|--------|-------------------------|--------------------------|-------|
| 1980-81       | 100.00 |                         |                          |       |
| 1981-82       | 121.58 | (+)                     | 21.58                    |       |
| 1982-83       | 123.21 | (+)                     | 1.34                     |       |
| 1983-84       | 119.46 | (-)                     | 3.04                     |       |
| 1984-85       | 126.06 | (+)                     | 5.52                     |       |
| 1985-86       | 139.23 | (+)                     | 10.45                    |       |
| 1986-87       | 138.4  | (-)                     | 0.6                      |       |
| 1987-88       | 154.12 | (+)                     | 11.36                    |       |
| 1988-89       | 157.6  | (+)                     | 2.26                     |       |
| 1989-90       | 160.53 | (+)                     | 1.86                     |       |
| 1990-91       | 161.66 | (+)                     | 0.7                      |       |
| 1991-92       | 177.09 | (+)                     | 9.54                     |       |
| 1992-93       | 174.84 | (-)                     | 1.27                     |       |
| 1993-94       | 173.15 | (-)                     | 0.97                     |       |
| 1994-95       | 169.88 | (-)                     | 1.88                     |       |
| 1995-96       | 171.53 | (+)                     | 0.97                     |       |
| 1996-97       | 164.12 | (-)                     | 4.32                     |       |
| 1997-98       | 176.79 | (+)                     | 7.71                     |       |
| 1998-99       | 180.55 | (+)                     | 2.13                     |       |
| 1999-00       | 170.33 | (-)                     | 5.66                     |       |
| 2000-01       | 174.83 | (+)                     | 2.64                     |       |
| 2001-02       | 178.12 | (+)                     | 1.88                     |       |
| 2002-03       | 194.28 | (+)                     | 9.07                     |       |
| 2003-04       | 213.64 | (+)                     | 9.96                     |       |
| 2004-05       | 223.61 | (+)                     | 4.67                     |       |
| 2005-06       | 247.17 | (+)                     | 10.54                    |       |
| 2006-07       | 277.06 | (+)                     | 12.09                    |       |
| 2007-08       | 314.51 | (+)                     | 13.52                    |       |
| 2008-09       | 272.27 | (-)                     | 13.43                    |       |
| 2009-10       | 281.54 | (+)                     | 3.40                     |       |
| 2010-11       | 279.81 | (-)                     | 0.61                     |       |
| 2011-12       | 279.91 | (+)                     | 0.04                     |       |
| 2012-13       | 310.66 | (+)                     | 10.98                    |       |
| 2013-14       | 252.63 | (+)                     | 1.04                     |       |
| 2014-15       | 346.23 | (-)                     | 1.23                     |       |
| 2015          | July   | 386.28                  | (+)                      | 1.41  |
|               | Aug    | 338.32                  | (-)                      | 12.4  |
|               | Sept   | 355.25                  | (+)                      | 5     |
|               | Oct    | 281.77                  | (-)                      | 20.68 |
|               | Nov    | 357.76                  | (-)                      | 28.38 |
|               | Dec    | 373.59                  | (+)                      | 4.42  |
| 2016          | Jan    | 598.92                  | (+)                      | 60.31 |
|               | Feb    | 528.43                  | (-)                      | 11.76 |
|               | Mar    | 352.47                  | (-)                      | 33.29 |
|               | April  | 381.77                  | (+)                      | 8.3   |
|               | May    | 299.29                  | (-)                      | 21.6  |
|               | June   | 286.2                   | (-)                      | 4.37  |
| 2016          | July   | 315.7                   | (+)                      | 10.3  |
|               | Aug    | 323.3                   | (+)                      | 2.4   |
|               | Sept   | 382.38                  | (+)                      | 18.27 |
|               | Oct    | 382.42                  | (+)                      | 0.01  |

The Index is designed to measure changes in physical output for large scale manufacturing Industries. The weights for the Index are based on census value added of manufacturing Industries at factor cost for the year 1980-81.

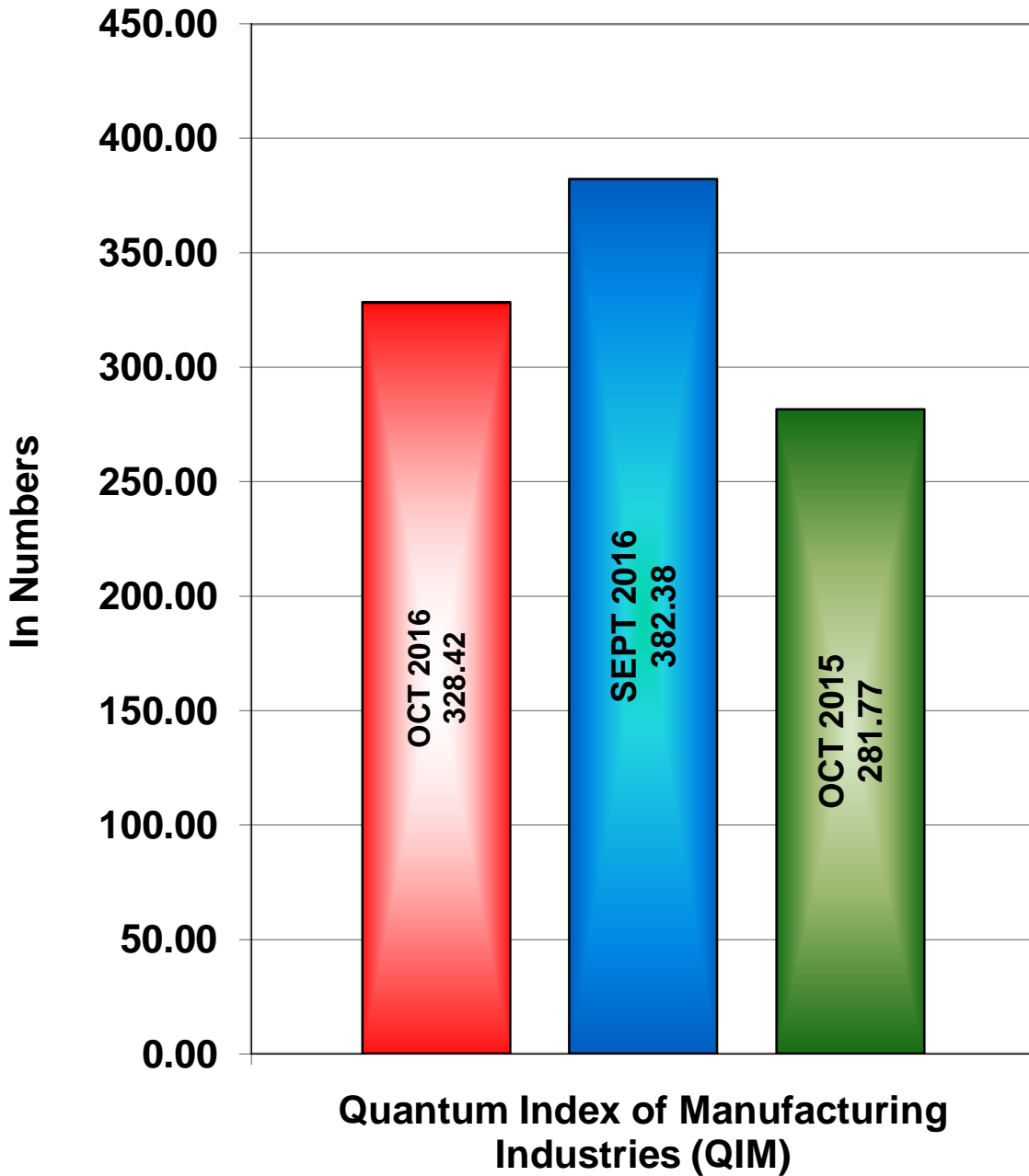
( iii )

**Reason for Decline in Production of Important Items During  
July-October, 2016-17 As Compared To July-October, 2015-16**

|                             |  |
|-----------------------------|--|
| 1) ELECTRIC TRANSFORMERS    | Siemens is the only company, which is manufacturing, electric transformers sets with quality and reasonable price, it is manufacturing this item as per market demand. |
| 2) DEEP FREEZERS            | Increasing cost of power has decreased the purchasing power of customers ultimately the production of Deep Freezers has been decreased.                                |
| 3) ELECTRIC BULB AND TUBES. | Due to increasing use of energy savers, Philips electrical industry of Pakistan has stopped its production of bulbs and tubes.   |
| 4)STEEL PRODUCTS            | Production activities of Pakistan steel have been stopped due to reduction in natural gas pressure by m/s.SSGC.  |

(IV)

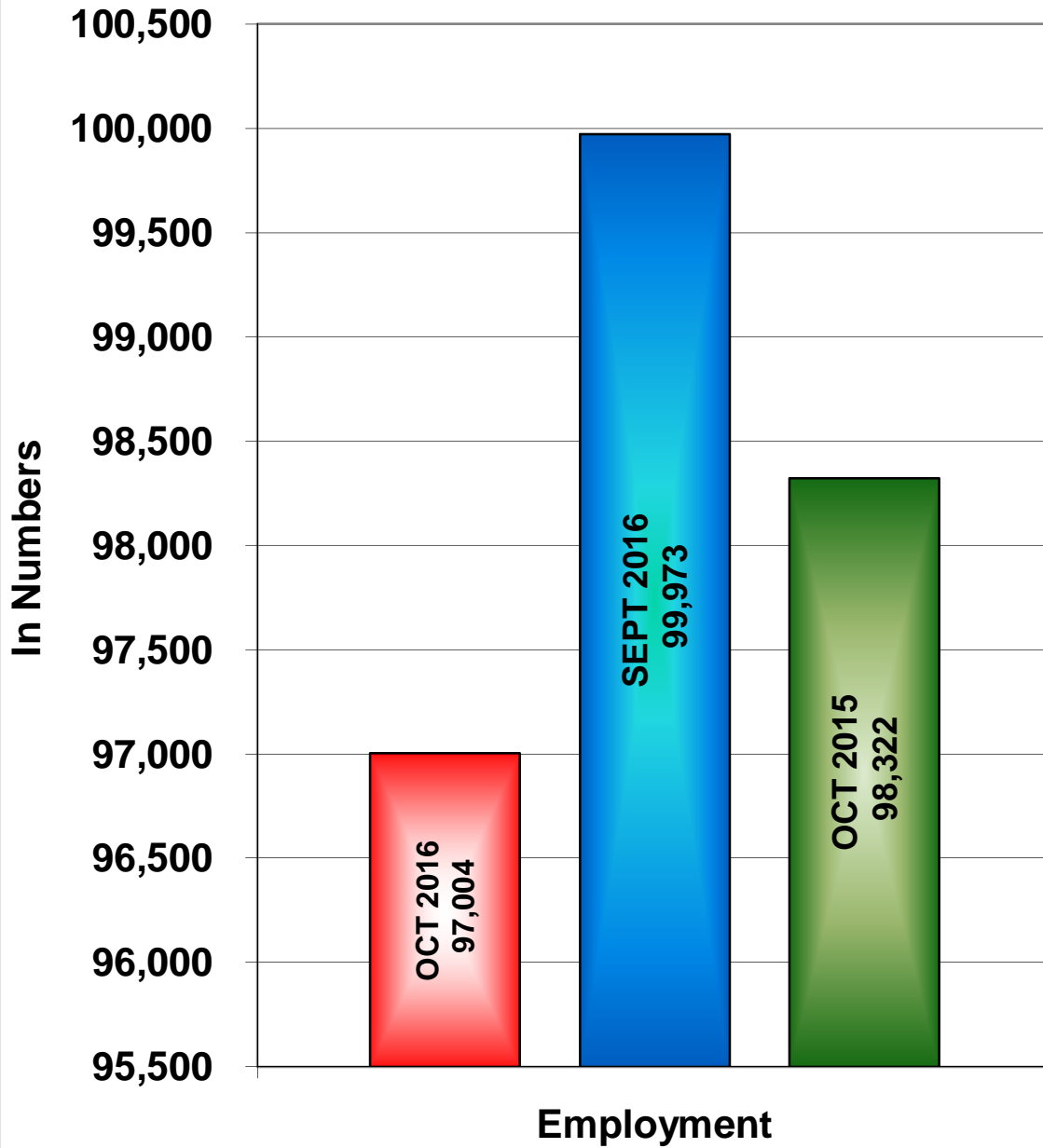
### Month-wise Growth of Industrial Production in Sindh



■ OCT 2016 ■ SEPT 2016 ■ OCT 2015

(v)

## Month-wise Growth of Employment in Sindh

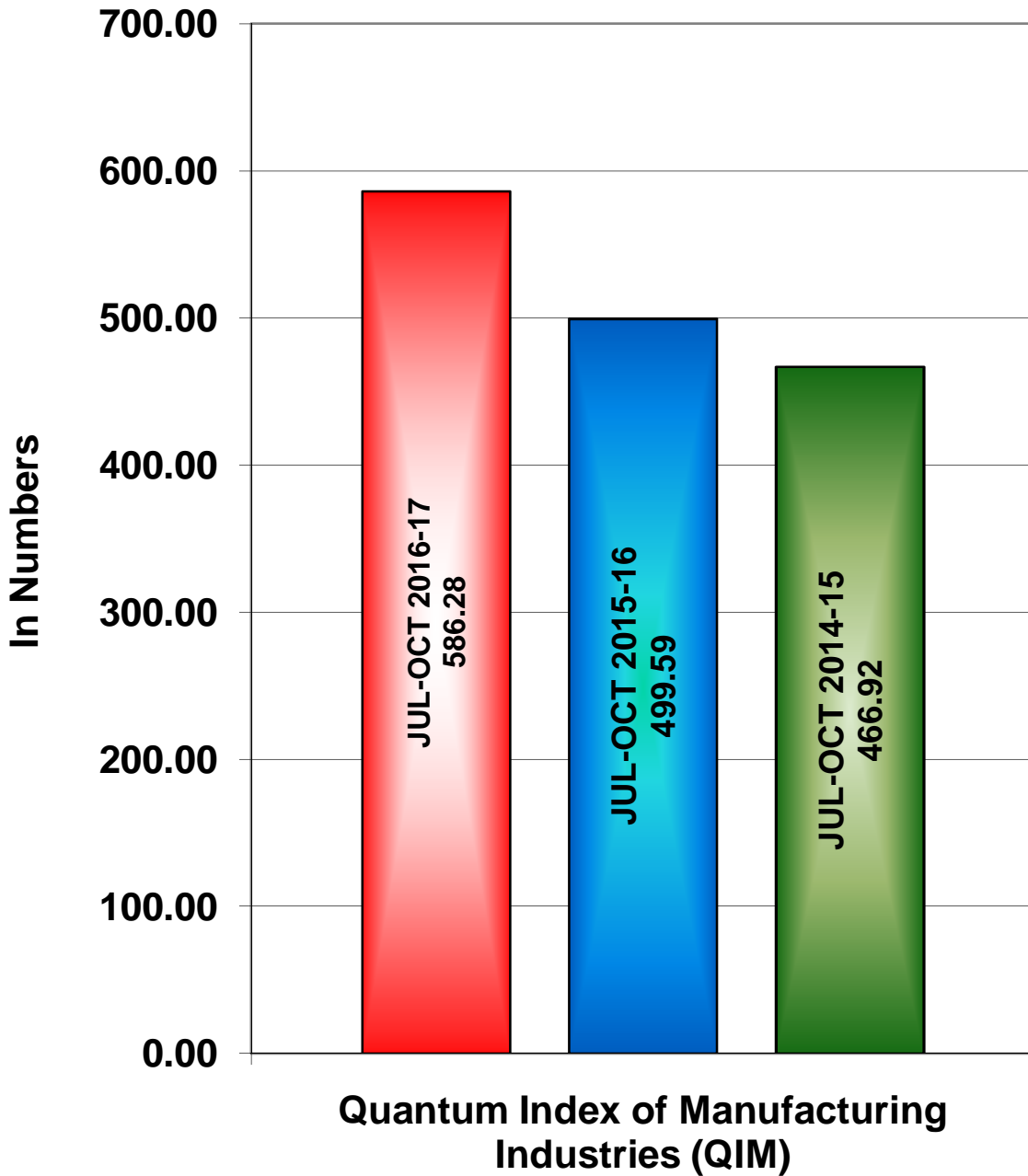


■ OCT 2016 ■ SEPT 2016 ■ OCT 2015



(VI)

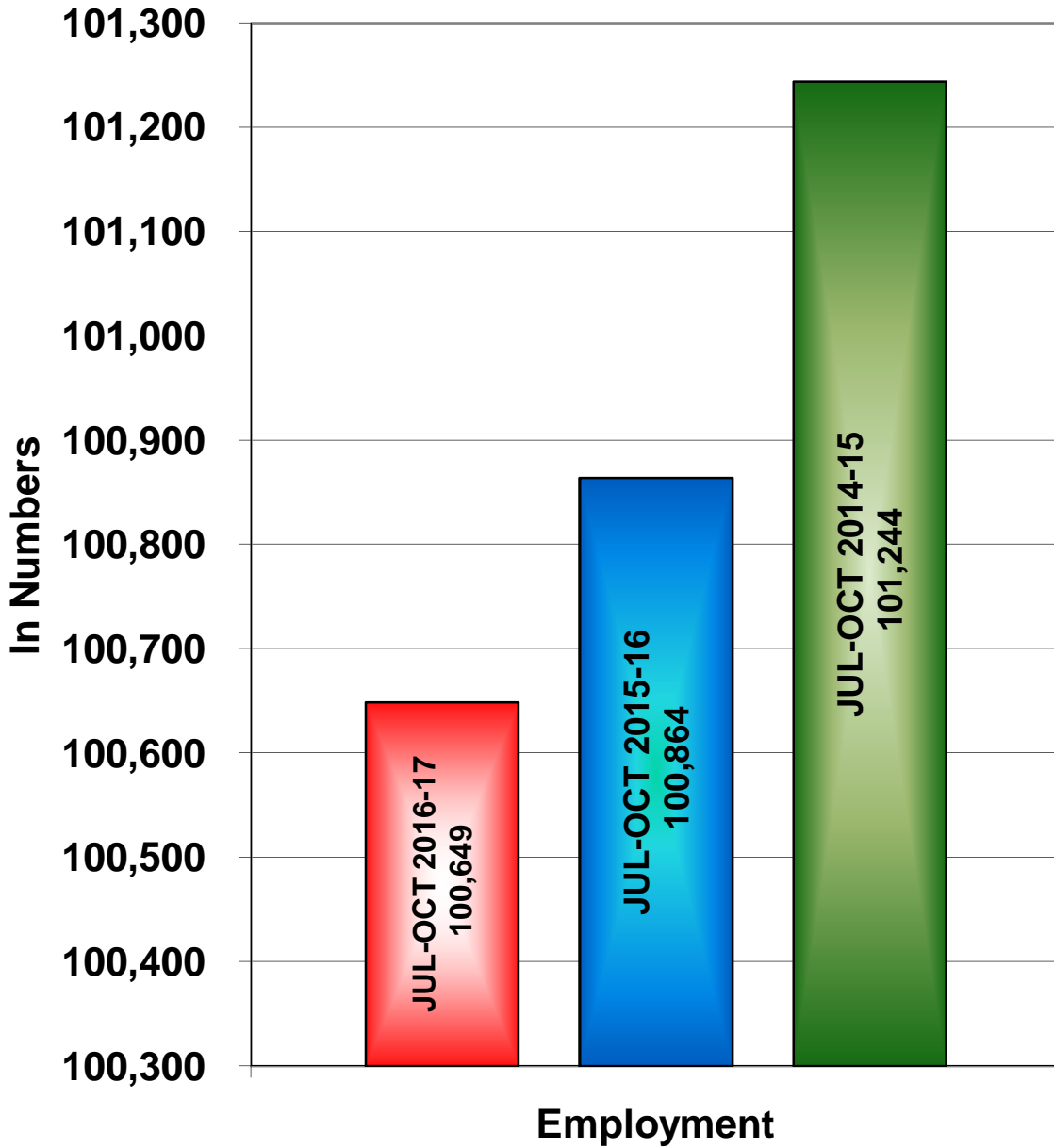
## Year-wise Growth of Industrial Production in Sindh



■ JUL-OCT 2016-17 ■ JUL-OCT 2015-16 ■ JUL-OCT 2014-15

(VII)

## Year-wise Growth of Employment in Sindh



■ JUL-OCT 2016-17 ■ JUL-OCT 2015-16 ■ JUL-OCT 2014-15



MONTHLY PRODUCTION OF SELECTED ITEMS OF  
LARGE SCALE INDUSTRIES IN SINDH

PAGE NO: .. 2

| S.NO       | INDUSTRY/<br>ITEMS                          | NO. OF<br>REPOR-<br>TING<br>UNITS | WEIGHT<br>VALUE<br>ADDED<br>1980-81 | UNIT<br>OF<br>QTY | PRODUCTION OF THE MONTH |             |             | CUMMULATIVE PRODUCTION |                      |              |
|------------|---|-----------------------------------|-------------------------------------|-------------------|-------------------------|-------------|-------------|------------------------|----------------------|--------------|
|            |   |                                   |                                     |                   | OCT<br>2016             | SEP<br>2016 | OCT<br>2015 | JUL-OCT<br>2016-2017   | JUL-OCT<br>2015-2016 | %<br>CHANGE  |
| 1          | 2   | 3                                 | 4                                   | 5                 | 6                       | 7           | 8           | 9                      | 10                   | 11           |
| <b>09.</b> | <b><u>LEATHER TANNING</u></b>               | <b>18</b>                         |                                     |                   |                         |             |             |                        |                      |              |
|            | i. UPPER LEATHER                            |                                   | 1.31                                | 000 SQR.MTRS.     | 1258                    | 1162        | 1187        | 7902                   | 6669                 | <b>18.49</b> |
|            | ii. SOLE LEATHER                            |                                   | 0.10                                | M.TONS            | ...                     | ...         | ...         | ...                    | ...                  | ...          |
|            | iii. WET BLUE TANNED                        |                                   | 1.09                                | 000 SQR.MTRS      | 115                     | 112         | 110         | 648                    | 531                  | <b>22.03</b> |
| <b>10.</b> | <b><u>COTTON GINNING &amp; PRESSING</u></b> | <b>215</b>                        | <b>4.45</b>                         | <b>BALES</b>      |                         |             |             |                        |                      |              |
|            | C.G.& PRESSING                              |                                   |                                     |                   | ...                     | ...         | ...         | 4578012                | 4578012              | <b>0.00</b>  |
| <b>11.</b> | <b><u>PAPER &amp; PAPER BOARD</u></b>       | <b>7</b>                          | <b>0.35</b>                         | <b>M.TONS</b>     |                         |             |             |                        |                      |              |
|            | i. PRINTING PAPER                           |                                   |                                     | "                 | 374                     | 382         | 321         | 1766                   | 1331                 | <b>32.68</b> |
|            | ii. WRITTEN PAPER                           |                                   |                                     | "                 | 263                     | 258         | 214         | 1873                   | 1566                 | <b>19.60</b> |
|            | iii. PACKING & OTHER PAPER                  |                                   |                                     | "                 | 143                     | 145         | 85          | 623                    | 420                  | <b>48.33</b> |
|            | iv. CHIP BOARD                              |                                   |                                     | "                 | ...                     | ...         | ...         | 4118                   | 4118                 | <b>0.00</b>  |
| <b>12.</b> | <b><u>PHARMACEUTICALS</u></b>               | <b>52</b>                         |                                     |                   |                         |             |             |                        |                      |              |
|            | i. TABLETS                                  |                                   | 2.18                                | 000 NOS.          | 2189570                 | 2187460     | 1999753     | 13838426               | 11461149             | <b>20.74</b> |
|            | ii. LIQUIDS/SYRUPS                          |                                   | 2.57                                | 000 LTRS.         | 7935                    | 7620        | 7243        | 47227                  | 38915                | <b>21.36</b> |
|            | iii. CAPSULS                                |                                   | 1.78                                | 000 NOS.          | 253890                  | 239345      | 252479      | 1348698                | 1107942              | <b>21.73</b> |
|            | iv. INJECTIONS                              |                                   | 1.59                                | 000 NOS.          | 84630                   | 82437       | 76827       | 454614                 | 364374               | <b>24.77</b> |
|            | v. OINTMENT                                 |                                   | 0.19                                | KGS.              | 267450                  | 254230      | 265593      | 1553725                | 1297638              | <b>19.73</b> |
|            | vi. GALENICALS                              |                                   | 0.26                                | 000 LTRS.         | ...                     | ...         | ...         | ...                    | ...                  | ...          |
| <b>13.</b> | <b><u>ACID, ALKALIES &amp; SALT</u></b>     | <b>5</b>                          | <b>0.36</b>                         | <b>M.TONS</b>     |                         |             |             |                        |                      |              |
|            | i. CAUSTIC SODA                             |                                   |                                     | "                 | ...                     | ...         | ...         | ...                    | ...                  | ...          |
|            | ii. SODA ASH                                |                                   |                                     | "                 | ...                     | ...         | ...         | ...                    | ...                  | ...          |
|            | iii. SULPHURIC ACID                         |                                   |                                     | "                 | 2724                    | 2507        | 3481        | 21813                  | 20063                | <b>8.72</b>  |
|            | iv. HYDERO CHLORIC AC                       |                                   |                                     | "                 | ...                     | ...         | ...         | ...                    | ...                  | ...          |
| <b>14.</b> | <b><u>FERTILIZER</u></b>                    | <b>3</b>                          | <b>4.34</b>                         | <b>M.TONS</b>     |                         |             |             |                        |                      |              |
|            | i. UREA                                     |                                   |                                     | "                 | 207687                  | 207775      | 30125       | 1016889                | 631552               | <b>61.01</b> |
|            | ii. AMONIA                                  |                                   |                                     | "                 | ....                    | 41235       | 32867       | 555971                 | 547603               | <b>1.53</b>  |
| <b>15.</b> | <b><u>PAINTS &amp; VARNISH</u></b>          | <b>10</b>                         | <b>0.55</b>                         |                   |                         |             |             |                        |                      |              |
|            | i. PAINTS                                   |                                   |                                     | M.TONS            | 132                     | 124         | 116         | 761                    | 621                  | <b>22.54</b> |
|            | ii. VARNISH                                 |                                   |                                     | 000 LTRS.         | 706                     | 637         | 632         | 4058                   | 3347                 | <b>21.24</b> |

MONTHLY PRODUCTION OF SELECTED ITEMS OF  
LARGE SCALE INDUSTRIES IN SINDH

PAGE NO: .. 3

| S.NO       | INDUSTRY/<br>ITEMS                    | NO. OF<br>REPOR-<br>TING<br>UNITS | WEIGHT<br>VALUE<br>ADDED<br>1980-81 | UNIT<br>OF<br>QTY | PRODUCTION OF THE MONTH |               |               | CUMMULATIVE PRODUCTION |                      |               |
|------------|---------------------------------------|-----------------------------------|-------------------------------------|-------------------|-------------------------|---------------|---------------|------------------------|----------------------|---------------|
|            |                                       |                                   |                                     |                   | OCT<br>2016             | SEP<br>2016   | OCT<br>2015   | JUL-OCT<br>2016-2017   | JUL-OCT<br>2015-2016 | %<br>CHANGE   |
| 1          | 2                                     | 3                                 | 4                                   | 5                 | 6                       | 7             | 8             | 9                      | 10                   | 11            |
| <b>16.</b> | <b><u>SOAP</u></b>                    | <b>16</b>                         |                                     | <b>M.TONS</b>     |                         |               |               |                        |                      |               |
|            | i. WASHING SOAP                       |                                   | ....                                | "                 | 3637                    | 3695          | 3631          | 39902                  | 36201                | <b>10.22</b>  |
|            | ii. DETERGENT POWDER                  |                                   | ....                                | "                 | 14510                   | 13742         | 12897         | 176838                 | 161483               | <b>9.51</b>   |
|            | iii. TOILET SOAP                      |                                   | ....                                | "                 | 3590                    | 3310          | 3157          | 21871                  | 18128                | <b>20.65</b>  |
| <b>17.</b> | <b><u>PETROLEUM PRODUCTS</u></b>      | <b>2</b>                          | <b>3.92</b>                         | <b>000 LTRS.</b>  |                         |               |               |                        |                      |               |
|            | i. L.P.G                              |                                   |                                     | "                 | 3037                    | 3140          | 2165          | 16413                  | 12401                | <b>32.35</b>  |
|            | ii. NAPHTHA SOLVENT                   |                                   |                                     | "                 | 25483                   | 32960         | 37296         | 282938                 | 261791               | <b>8.08</b>   |
|            | iii. KEROSENE OIL                     |                                   |                                     | "                 | 1837                    | 2852          | 1104          | 12446                  | 8861                 | <b>40.46</b>  |
|            | iv. H.S.D                             |                                   |                                     | "                 | 135390                  | 148276        | 155635        | 1013539                | 885508               | <b>14.46</b>  |
|            | v. LDO DIESEL OIL                     |                                   |                                     | "                 | ...                     | ...           | ...           | 1102                   | 1102                 |               |
|            | vi. FURNACE OIL                       |                                   |                                     | "                 | 90096                   | 82082         | 84319         | 587635                 | 3540223              | <b>-83.40</b> |
|            | vii. ASPHALT *80-100*                 |                                   |                                     | "                 | ...                     | ...           | ...           | 806                    | 806                  | <b>0.00</b>   |
|            | viii. ASPHALT *60-70*                 |                                   |                                     | "                 | ....                    | ....          | ...           | 45699                  | 45699                | <b>0.00</b>   |
|            | ix. MOTOR SPRIT                       |                                   |                                     | "                 | 44739                   | 44430         | 40101         | 263618                 | 214550               | <b>22.87</b>  |
|            | x. JET FUEL                           |                                   |                                     | "                 | 25876                   | 24944         | 26286         | 179840                 | 155306               | <b>15.80</b>  |
|            | xi. SPECIALITY OIL                    |                                   |                                     | "                 | ...                     | ...           | ...           | ....                   | ....                 | ...           |
|            | xii. LUBRICATING OIL                  |                                   |                                     | "                 | 17966                   | 19726         | 19953         | 134097                 | 116358               | <b>15.25</b>  |
|            | xiii. OTHERS                          |                                   |                                     | "                 | 1535                    | 945           | 1272          | 9122                   | 7914                 | <b>15.26</b>  |
|            | <b>*** TOTAL **</b>                   |                                   |                                     |                   | <b>345959</b>           | <b>359355</b> | <b>368131</b> | <b>2547255</b>         | <b>5250519</b>       | <b>-51.49</b> |
| <b>18.</b> | <b><u>TYRES &amp; TUBES</u></b>       | <b>3</b>                          | <b>0.85</b>                         | <b>NOS.</b>       |                         |               |               |                        |                      |               |
|            | CYCLE TYRE                            |                                   |                                     | "                 | ...                     | ...           | ...           | ...                    | ...                  | ...           |
|            | CYCLE TUBE                            |                                   |                                     | "                 | ...                     | ...           | ...           | ...                    | ...                  | ...           |
|            | MOTOR TYRE                            |                                   |                                     | "                 | 137090                  | 136041        | 136315        | 904657                 | 767841               | <b>17.82</b>  |
|            | MOTOR TUBE                            |                                   |                                     | "                 | 12633                   | 9038          | 1004          | 31068                  | 10401                | <b>198.70</b> |
| <b>19.</b> | <b><u>SHEET &amp; PLATE GLASS</u></b> | <b>1</b>                          |                                     | <b>M.TONS</b>     |                         |               |               |                        |                      |               |
|            | i. SHEETS & PLATE GL                  |                                   |                                     | "                 | ...                     | ...           | ...           | ...                    | ...                  | ...           |
| <b>20.</b> | <b><u>VACUUM FLASK</u></b>            | <b>1</b>                          | <b>0.19</b>                         | <b>PIECES</b>     |                         |               |               |                        |                      |               |
|            | i. VACUUM FLASK                       |                                   |                                     | "                 | 872                     | 869           | 832           | 6635                   | 5699                 | <b>16.42</b>  |
| <b>21.</b> | <b><u>CEMENT</u></b>                  | <b>10</b>                         | <b>1.35</b>                         | <b>M.TONS</b>     |                         |               |               |                        |                      |               |
|            | i. CEMENT                             |                                   |                                     | "                 | 154706                  | 154815        | 803510        | 3947484                | 4441473              | <b>-11.12</b> |

MONTHLY PRODUCTION OF SELECTED ITEMS OF  
LARGE SCALE INDUSTRIES IN SINDH

PAGE NO: .. 4

| S.NO       | INDUSTRY/<br>ITEMS                   | NO. OF<br>REPOR-<br>TING<br>UNITS | WEIGHT<br>VALUE<br>ADDED<br>1980-81 | UNIT<br>OF<br>QTY | PRODUCTION OF THE MONTH |             |             | CUMMULATIVE PRODUCTION |                      |               |
|------------|--------------------------------------|-----------------------------------|-------------------------------------|-------------------|-------------------------|-------------|-------------|------------------------|----------------------|---------------|
|            |                                      |                                   |                                     |                   | OCT<br>2016             | SEP<br>2016 | OCT<br>2015 | JUL-OCT<br>2016-2017   | JUL-OCT<br>2015-2016 | %<br>CHANGE   |
| 1          | 2                                    | 3                                 | 4                                   | 5                 | 6                       | 7           | 8           | 9                      | 10                   | 11            |
| <b>22.</b> | <b><u>STEEL PRODUCTS</u></b>         | <b>1</b>                          |                                     | <b>M.TONS</b>     |                         |             |             |                        |                      |               |
|            | i. COKE                              |                                   |                                     | "                 | ....                    | ....        | 10314       | 65619                  | 75933                | <b>-13.58</b> |
|            | ii. PIG IRON                         |                                   |                                     | "                 | ...                     | ...         | ...         | 62353                  | 62353                | <b>0.00</b>   |
|            | iii. BILLETS                         |                                   |                                     | "                 | ...                     | ...         | ...         | 1680                   | 1680                 |               |
|            | iv. H.R.COILS/PLATES                 |                                   |                                     | "                 | ....                    | ....        | 17          | 40614                  | 40631                | <b>-0.04</b>  |
|            | v. C.R.COILS/SHEETS/                 |                                   |                                     | "                 | ...                     | ...         | ...         | 2078                   | 2078                 | <b>0.00</b>   |
|            | vi. GALVANIZED SHEETS                |                                   |                                     | "                 | ...                     | ...         | ...         | ...                    | ...                  | ...           |
|            | vii. FORMED SECTIONS                 |                                   |                                     | "                 | ...                     | ...         | ...         | ...                    | ...                  | ...           |
|            | viii. RAW STEEL                      |                                   |                                     | "                 | ...                     | ...         | ...         | 47850                  | 47850                | <b>0.00</b>   |
| <b>23.</b> | <b><u>M.S.PRODUCTS</u></b>           | <b>22</b>                         | <b>5.68</b>                         | <b>M.TONS</b>     |                         |             |             |                        |                      |               |
|            | i. M.S PRODUCTS                      |                                   |                                     | "                 | 16975                   | 16963       | 15320       | 110849                 | 92231                | <b>20.19</b>  |
| <b>24.</b> | <b><u>SAFETY RAZOR BLADE</u></b>     | <b>1</b>                          |                                     | <b>000 NOS.</b>   |                         |             |             |                        |                      |               |
|            | i. SAFETY RAZOR BLAD                 |                                   |                                     | "                 | 56188                   | 54114       | 49821       | 364709                 | 304228               | <b>19.88</b>  |
| <b>25.</b> | <b><u>SEWING MACHINES</u></b>        | <b>2</b>                          | <b>0.07</b>                         | <b>NOS.</b>       |                         |             |             |                        |                      |               |
|            | i. SEWING MACHINES                   |                                   |                                     | "                 | 1650                    | 310         | 1203        | 6519                   | 5762                 | <b>13.14</b>  |
| <b>26.</b> | <b><u>ELECTRICAL APPARATUS</u></b>   | <b>2</b>                          |                                     | <b>NOS.</b>       |                         |             |             |                        |                      |               |
|            | i. MOTOR                             |                                   | 0.24                                | "                 | ....                    | ....        | ....        | ....                   | ....                 |               |
|            | ii. TRANSFORMERS                     |                                   | 0.92                                | "                 | 86                      | 84          | 39          | 1487                   | 1356                 | <b>9.66</b>   |
|            | iii. GENERATING SETS                 |                                   | 0.06                                | "                 | ....                    | ....        | ....        | ....                   | ....                 |               |
|            | iv. SWITCH GEARS                     |                                   | 0.12                                | "                 | 492                     | 469         | 379         | 2309                   | 1727                 | <b>33.70</b>  |
| <b>27.</b> | <b><u>RADIO &amp; TELEVISION</u></b> | <b>8</b>                          | <b>0.70</b>                         | <b>NOS.</b>       |                         |             |             |                        |                      |               |
|            | i. RADIO                             |                                   |                                     | "                 | ...                     | ...         | ...         | ...                    | ...                  | ...           |
|            | ii. TELEVISION                       |                                   |                                     | "                 | 3690                    | 3540        | 3027        | 21336                  | 17133                | <b>24.53</b>  |
| <b>28.</b> | <b><u>ELEC. APPLIANCES</u></b>       | <b>10</b>                         |                                     | <b>NOS.</b>       |                         |             |             |                        |                      |               |
|            | i. REFRIGERATORS                     |                                   | 0.03                                | "                 | 80345                   | 75125       | 72349       | 481909                 | 398788               | <b>20.84</b>  |
|            | ii. AIR-CONDITIONERS                 |                                   | 0.16                                | "                 | 3280                    | 3750        | 12793       | 53230                  | 58993                | <b>-9.77</b>  |
|            | iii. DEEP FREEZERS                   |                                   | ....                                | "                 | 32                      | 30          | 27          | 143                    | 108                  | <b>32.41</b>  |
|            | iv. WASHING MACHINES                 |                                   | ....                                | "                 | 9105                    | 7660        | 6320        | 28756                  | 28311                | <b>1.57</b>   |
|            | iv. ELECTRIC IRON                    |                                   | ....                                | "                 | ...                     | ...         | ...         | ...                    | ...                  | ...           |

MONTHLY PRODUCTION OF SELECTED ITEMS OF

PAGE NO: .. 5

| S.NO       | INDUSTRY/<br>ITEMS                    | NO. OF<br>REPOR-<br>TING<br>UNITS | WEIGHT<br>VALUE<br>ADDED<br>1980-81 | UNIT<br>OF<br>QTY | PRODUCTION OF THE MONTH |               |              | CUMMULATIVE PRODUCTION |                      |               |
|------------|---------------------------------------|-----------------------------------|-------------------------------------|-------------------|-------------------------|---------------|--------------|------------------------|----------------------|---------------|
|            |                                       |                                   |                                     |                   | OCT<br>2016             | SEPT<br>2016  | OCT<br>2015  | JUL-OCT<br>2016-2017   | JUL-OCT<br>2015-2016 | %<br>CHANGE   |
| 1          | 2                                     | 3                                 | 4                                   | 5                 | 6                       | 7             | 8            | 9                      | 10                   | 11            |
| <b>29.</b> | <b><u>ELECTRICAL FANS</u></b>         | <b>2</b>                          | <b>0.08</b>                         | <b>NOS.</b>       |                         |               |              |                        |                      |               |
|            | i. PEDESTAL                           |                                   |                                     | "                 | 766                     | 767           | 402          | 2482                   | 1351                 | <b>83.72</b>  |
|            | ii. TABLE FAN                         |                                   |                                     | "                 | 619                     | 623           | 435          | 2042                   | 1235                 | <b>65.34</b>  |
|            | iii. CEILING FAN                      |                                   |                                     | "                 | 3582                    | 3772          | 3825         | 18218                  | 14689                | <b>24.02</b>  |
|            | iv. OTHERS                            |                                   |                                     | "                 | 253                     | 748           | 470          | 3774                   | 3243                 | <b>16.37</b>  |
|            | <b>*** TOTAL **</b>                   |                                   |                                     |                   | <b>5220</b>             | <b>5910</b>   | <b>5132</b>  | <b>26516</b>           | <b>20518</b>         | <b>29.23</b>  |
| <b>30.</b> | <b><u>ELEC. LAMPS &amp; TUBES</u></b> | <b>1</b>                          |                                     |                   |                         |               |              |                        |                      |               |
|            | i. LAMPS                              |                                   | 0.44                                | 000 NOS.          | ...                     | ...           | ...          | ...                    | ...                  | ...           |
|            | ii. TUBES                             |                                   | 0.28                                | 000 MTRS.         | ...                     | ...           | ...          | ...                    | ...                  | ...           |
| <b>31.</b> | <b><u>AUTOMOBILE</u></b>              | <b>17</b>                         |                                     | <b>NOS.</b>       |                         |               |              |                        |                      |               |
|            | i. TRUCKS                             |                                   | 1.13                                | 445               | 600                     | 600           | 275          | 1908                   | 983                  | <b>94.10</b>  |
|            | ii. BUSES                             |                                   | 0.32                                | 139               | 718                     | 718           | 56           | 1697                   | 317                  | <b>435.33</b> |
|            | iii. VEHICLES                         |                                   | 0.49                                | "                 | ...                     | ...           | ...          | ...                    | ...                  | ...           |
|            | iv. LCV'S                             |                                   | 1.04                                | "                 | 2230                    | 2230          | 4018         | 101813                 | 101371               | <b>0.44</b>   |
|            | v. MOTOR CYCLES                       |                                   | 0.3                                 | "                 | 122018                  | 122018        | 27192        | 374842                 | 157998               | <b>137.24</b> |
|            | vi. TRACTORS                          |                                   |                                     | "                 | 2453                    | 2453          | ...          | 4906                   | ...                  | ...           |
|            | vii. CARS                             |                                   | ...                                 | "                 | 14435                   | 14435         | 8014         | 71618                  | 50762                | <b>41.09</b>  |
|            | <b>*** TOTAL **</b>                   |                                   |                                     |                   | <b>142454</b>           | <b>142454</b> | <b>39555</b> | <b>556784</b>          | <b>311431</b>        | <b>78.78</b>  |
|            | <b>GRAND TOTAL</b>                    |                                   | <b>598</b>                          | <b>68.83</b>      |                         |               |              |                        |                      |               |

MONTHLY EMPLOYMENT IN 30 SELECTED  
LARGE SCALE INDUSTRIES IN SINDH

PAGE NO: . . . 6

| S.NO.        | INDUSTRY              | OCT<br>2016  | SEP<br>2016  | OCT<br>2015  | JUL-OCT<br>2016-2017 | JUL-OCT<br>2015-2016 |
|--------------|-----------------------|--------------|--------------|--------------|----------------------|----------------------|
| 1            | 2                     | 3            | 4            | 5            | 6                    | 7                    |
| 1            | VEGETABLE GHEE        | 2143         | 2141         | 2110         | 2190                 | 2192                 |
| 2            | SUGAR                 | 13193        | 13198        | 12733        | 12232                | 12094                |
| 3            | TEA                   | 358          | 382          | 263          | 245                  | 223                  |
| 4            | BEVERAGES             | 1828         | 1817         | 1769         | 2672                 | 2752                 |
| 5            | CIGARETTES            | 552          | 555          | 427          | 387                  | 360                  |
| 6            | COTTON TEXTILE        | 30794        | 30809        | 31297        | 33651                | 33982                |
| 7            | WOOLLEN TEXTILE       | 162          | 167          | 115          | 88                   | 76                   |
| 8            | JUTE TEXTILE          | 113          | 111          | 42           | 34                   | 19                   |
| 9            | LEATHER TANNING       | 3568         | 3581         | 3436         | 3784                 | 3792                 |
| 10           | PAPER & PAPER BOARD   | 1216         | 588          | 481          | 665                  | 600                  |
| 11           | PHARMACEUTICALS       | 13884        | 13880        | 13904        | 13309                | 13254                |
| 12           | ACID, ALKALIES & SALT | 278          | 280          | 159          | 147                  | 123                  |
| 13           | FERTILIZER            | 1070         | 1076         | 1499         | 1440                 | 1515                 |
| 14           | PAINTS & VARNISH      | 374          | 380          | 295          | 308                  | 293                  |
| 15           | SOAP                  | 1562         | 1571         | 1515         | 1433                 | 1415                 |
| 16           | PETROLEUM PRODUCTS    | 1267         | 1240         | 1194         | 1162                 | 1147                 |
| 17           | TYRES AND TUBES       | 1544         | 1549         | 1448         | 1535                 | 1525                 |
| 18           | SHEET & PLATE GLASS   | 326          | 325          | 250          | 239                  | 223                  |
| 19           | VACUUM FLASK          | 117          | 118          | 79           | 58                   | 48                   |
| 20           | CEMENT                | 2541         | 2575         | 2499         | 2486                 | 2474                 |
| 21           | STEEL PRODUCTS        | 12355        | 12465        | 15340        | 14451                | 14923                |
| 22           | M.S. PRODUCTS         | 1048         | 1049         | 917          | 976                  | 957                  |
| 23           | SAFETY RAZOR BLADE    | 294          | 297          | 265          | 303                  | 301                  |
| 24           | SEWING MACHINES       | 198          | 202          | 127          | 122                  | 107                  |
| 25           | ELECTRICAL APPARATUS  | 707          | 709          | 647          | 860                  | 870                  |
| 26           | RADIO & TELEVISION    | 221          | 224          | 307          | 174                  | 177                  |
| 27           | ELEC. APPLIANCES      | 1379         | 1380         | 1275         | 1582                 | 1592                 |
| 28           | ELECTRICAL FANS       | 258          | 255          | 185          | 167                  | 151                  |
| 29           | ELEC. LAMPS & TUBES   | 266          | 263          | 210          | 186                  | 173                  |
| 30           | AUTOMOBILE            | 3388         | 6786         | 3534         | 3763                 | 3506                 |
| <b>TOTAL</b> |                       | <b>97004</b> | <b>99973</b> | <b>98322</b> | <b>100649</b>        | <b>100864</b>        |



SUMMARY RELEASE  
OCTOBER 2016

BUREAU OF STATISTICS  
GOVERNMENT OF SINDH

MONTHLY PRODUCTION WORKERS IN 30 SELECTED  
LARGE SCALE INDUSTRIES IN SINDH

PAGE NO: . . . 7

| S.NO.        | INDUSTRY              | OCT<br>2016  | SEPT<br>2016 | OCT<br>2015  | JUL- OCT<br>2016-2017 | JUL- OCTT<br>2015-2016 |
|--------------|-----------------------|--------------|--------------|--------------|-----------------------|------------------------|
| 1            | 2                     | 3            | 4            | 5            | 6                     | 7                      |
| 1            | VEGETABLE GHEE        | 1678         | 1682         | 1675         | 1652                  | 1649                   |
| 2            | SUGAR                 | 9692         | 9699         | 9721         | 8554                  | 8442                   |
| 3            | TEA                   | 305          | 299          | 210          | 201                   | 183                    |
| 4            | BEVERAGES             | 786          | 779          | 745          | 906                   | 915                    |
| 5            | CIGARETTES            | 458          | 456          | 375          | 308                   | 286                    |
| 6            | COTTON TEXTILE        | 24395        | 24412        | 24592        | 25076                 | 25160                  |
| 7            | WOOLLEN TEXTILE       | 103          | 105          | 76           | 58                    | 51                     |
| 8            | JUTE TEXTILE          | 70           | 72           | 25           | 15                    | 6                      |
| 9            | LEATHER TANNING       | 2999         | 2999         | 2901         | 3176                  | 3186                   |
| 10           | PAPER & PAPER BOARD   | 864          | 430          | 364          | 454                   | 407                    |
| 11           | PHARMACEUTICALS       | 9988         | 9982         | 9812         | 9542                  | 9482                   |
| 12           | ACID, ALKALIES & SALT | 198          | 196          | 110          | 96                    | 78                     |
| 13           | FERTILIZER            | 807          | 817          | 1035         | 999                   | 1038                   |
| 14           | PAINTS & VARNISH      | 198          | 198          | 160          | 187                   | 183                    |
| 15           | SOAP                  | 1166         | 1172         | 1175         | 1063                  | 1053                   |
| 16           | PETROLEUM PRODUCTS    | 637          | 639          | 654          | 599                   | 597                    |
| 17           | TYRES AND TUBES       | 1069         | 1073         | 1023         | 1061                  | 1056                   |
| 18           | SHEET & PLATE GLASS   | 256          | 253          | 207          | 189                   | 178                    |
| 19           | VACUUM FLASK          | 73           | 76           | 57           | 44                    | 40                     |
| 20           | CEMENT                | 1871         | 1899         | 1804         | 1744                  | 1722                   |
| 21           | STEEL PRODUCTS        | 9275         | 9372         | 9908         | 10696                 | 10887                  |
| 22           | M.S. PRODUCTS         | 656          | 652          | 602          | 640                   | 634                    |
| 23           | SAFETY RAZOR BLADE    | 265          | 265          | 240          | 270                   | 269                    |
| 24           | SEWING MACHINES       | 166          | 172          | 87           | 95                    | 81                     |
| 25           | ELECTRICAL APPARATUS  | 317          | 314          | 262          | 412                   | 417                    |
| 26           | RADIO & TELEVISION    | 182          | 187          | 175          | 111                   | 103                    |
| 27           | ELEC. APPLIANCES      | 1068         | 1073         | 1021         | 1255                  | 1269                   |
| 28           | ELECTRICAL FANS       | 179          | 182          | 142          | 124                   | 115                    |
| 29           | ELEC. LAMPS & TUBES   | 216          | 209          | 190          | 1091                  | 1176                   |
| 30           | AUTOMOBILE            | 2592         | 2598         | 2640         | 2655                  | 2665                   |
| <b>TOTAL</b> |                       | <b>72529</b> | <b>72262</b> | <b>71988</b> | <b>73273</b>          | <b>73328</b>           |

**WEIGHTED INDEX OF SELECTED ITEMS OF LARGE SCALE INDUSTRIES  
IN SINDH DURING OCT 2016 AS COMPARE TO OCT 2015**

PAGE NO . . . 8

| S.NO. | INDUSTRY/<br>ITEMS                   | NO.OF<br>REPOR-<br>TING<br>UNITS | WEIGHT<br>VALUE<br>ADDED<br>1980-81 | UNIT<br>OF<br>QTY | PRODUCTION |        | AVR. MON-<br>THS PRO-<br>DUCTION<br>1980-81 | RELATIVE INDEX |         | WEIGHTED INDEX |         |
|-------|--------------------------------------|----------------------------------|-------------------------------------|-------------------|------------|--------|---|----------------|---------|----------------|---------|
|       |                                      |                                  |                                     |                   | OCT        | OCT    |   | OCT            | OCT     |                |         |
|       |                                      |                                  |                                     |                   | 2016       | 2015   |   | 2016           | 2015    |                |         |
| 1     | 2                                    | 3                                | 4                                   | 5                 | 6          | 7      | 8   | 9              | 10      | 11             | 12      |
| 1-    | <b>VEGETABLE GHEE</b>                | <b>29</b>                        |                                     |                   |            |        |   |                |         |                |         |
|       | VEGETABLE GHEE                       |                                  | 1.57                                | M.TONS            | 33602      | 31967  | 12433                                       | 270.26         | 257.11  | 424.32         | 403.67  |
|       | COOKING OIL                          |                                  | 0.44                                | M.TONS            | 17854      | 16937  | 493   | 3621.50        | 3435.50 | 1593.46        | 1511.62 |
| 2-    | <b>SUGAR</b>                         | <b>32</b>                        |                                     |                   |            |        |   |                |         |                |         |
|       | SUGAR                                |                                  | 8.50                                | M.TONS            | 0          | 0      | 28060                                       | 0.00           | 0.00    | 0.00           | 0.00    |
| 3-    | <b>TEA</b>                           | <b>7</b>                         |                                     |                   |            |        |   |                |         |                |         |
|       | TEA                                  |                                  | 3.57                                | M.TONS            | 7410       | 7089   | 3576  | 207.21         | 198.24  | 739.76         | 707.71  |
| 4-    | <b>BEVERAGES</b>                     | <b>16</b>                        |                                     |                   |            |        |   |                |         |                |         |
|       | BEVERAGES                            |                                  | 0.56                                | 000 NOS           | 369472     | 420657 | 15894                                       | 2324.60        | 2646.64 | 1301.78        | 1482.12 |
| 5-    | <b>CIGARETTES</b>                    | <b>2</b>                         |                                     |                   |            |        |   |                |         |                |         |
|       | CIGARETTES                           |                                  | 1.48                                | MILLION NOS       | 2520       | 2014   | 1013  | 248.77         | 198.82  | 368.17         | 294.25  |
| 6-    | <b>COTTON TEXTILE</b>                | <b>91</b>                        |                                     |                   |            |        |   |                |         |                |         |
|       | COTTON YARN                          |                                  | 6.60                                | M.TONS            | 27632      | 28325  | 9850  | 280.53         | 287.56  | 1851.48        | 1897.92 |
|       | COTTON FABRICS                       |                                  | 5.32                                | 000 SQ.MTRS.      | 16980      | 16204  | 7476  | 227.13         | 216.75  | 1208.31        | 1153.09 |
| 7-    | <b>WOOLEN TEXTILE</b>                | <b>8</b>                         |                                     |                   |            |        |   |                |         |                |         |
|       | WOOLEN YARN                          |                                  | 0.24                                | M.TONS            | 16         | 15     | 228   | 7.02           | 6.58    | 1.68           | 1.58    |
|       | H & WORSTED CLOTH                    |                                  | 0.05                                | 000 MTRS.         | 0          | 0      | 6   | 0.00           | 0.00    | 0.00           | 0.00    |
|       | KNITTING WOOL                        |                                  | 0.02                                | M.TONS            | 0          | 0      | 2   | 0.00           | 0.00    | 0.00           | 0.00    |
|       | WOOLEN BLANKETS                      |                                  | 0.09                                | 000 NOS           | 0          | 0      | 6   | 0.00           | 0.00    | 0.00           | 0.00    |
| 8-    | <b>JUTE TEXTILE</b>                  | <b>4</b>                         |                                     |                   |            |        |   |                |         |                |         |
|       | ( SUB TOTAL )                        |                                  | 0.90                                | M.TONS            | 0          | 0      | 2194  | 0.00           | 0.00    | 0.00           | 0.00    |
| 9-    | <b>LEATHER TANNING</b>               | <b>18</b>                        |                                     |                   |            |        |   |                |         |                |         |
|       | UPPER LEATHER                        |                                  | 1.31                                | 000 SQ.MTRS.      | 1258       | 1187   | 546   | 230.40         | 217.40  | 301.83         | 284.79  |
|       | SOLE LEATHER                         |                                  | 0.10                                | M.TONS            | 0          | 0      | 73  | 0.00           | 0.00    | 0.00           | 0.00    |
|       | WET BLUE TANNED                      |                                  | 1.09                                | 000 SQ.MTRS.      | 115        | 110    | 567   | 20.28          | 19.40   | 22.11          | 21.15   |
| 10-   | <b>COTTON GINNING &amp; PRESSING</b> | <b>215</b>                       |                                     |                   |            |        |   |                |         |                |         |
|       | C.G & PRESSING                       |                                  | 4.45                                | BALES             | 0          | 0      | 112592                                      | 0.00           | 0.00    | 0.00           | 0.00    |

**WEIGHTED INDEX OF SELECTED ITEMS OF LARGE SCALE INDUSTRIES**  
**IN SINDH DURING OCT 2016 AS COMPARE TO OCT 2015**

PAGE NO . . . 9

| S.NO. | INDUSTRY/<br>ITEMS              | NO.OF<br>REPOR-<br>TING<br>UNITS | WEIGHT<br>VALUE<br>ADDED<br>1980-81 | UNIT<br>OF<br>QTY | PRODUCTION |         | AVR. MON-<br>THS PRO-<br>DUCTION<br>1980-81 | RELATIVE INDEX |         | WEIGHTED INDEX |         |
|-------|---------------------------------|----------------------------------|-------------------------------------|-------------------|------------|---------|---|----------------|---------|----------------|---------|
|       |                                 |                                  |                                     |                   | OCT        | OCT     |   | OCT            | OCT     | OCT            | OCT     |
|       |                                 |                                  |                                     |                   | 2016       | 2015    |   | 2016           | 2015    | 2016           | 2015    |
| 1     | 2                               | 3                                | 4                                   | 5                 | 6          | 7       | 8   | 9              | 10      | 11             | 12      |
| 11-   | <b>PAPER &amp; PAPER BOARD</b>  | 7                                |                                     |                   |            |         |   |                |         |                |         |
|       | ( SUB TOTAL )                   |                                  | 0.35                                | M.TONS            | 780        | 620     | 836   | 93.30          | 74.16   | 32.66          | 25.96   |
| 12-   | <b>PHARMACEUTICALS</b>          | 52                               |                                     |                   |            |         |   |                |         |                |         |
|       | TABLETS                         |                                  | 2.18                                | 000 NOS           | 2189570    | 1999753 | 333747                                      | 656.06         | 599.18  | 1430.20        | 1306.22 |
|       | LIQUIDS/SYRUPS                  |                                  | 2.57                                | 000 LTRS.         | 7935       | 7243    | 743   | 1067.97        | 974.83  | 2744.68        | 2505.32 |
|       | CAPSULS                         |                                  | 1.78                                | 000 NOS           | 253890     | 252479  | 35176                                       | 721.77         | 717.76  | 1284.75        | 1277.61 |
|       | INJECTIONS                      |                                  | 1.59                                | 000 NOS           | 84630      | 76827   | 8792  | 962.58         | 873.83  | 1530.50        | 1389.39 |
|       | OINTMENT                        |                                  | 0.19                                | KILOGRAMS         | 267450     | 265593  | 22974                                       | 1164.14        | 1156.06 | 221.19         | 219.65  |
|       | GALENICALS                      |                                  | 0.26                                | 000 LTRS.         | 0          | 0       | 31  | 0.00           | 0.00    | 0.00           | 0.00    |
| 13-   | <b>ACID,ALKALIES &amp; SALT</b> | 5                                |                                     |                   |            |         |   |                |         |                |         |
|       | ( SUB TOTAL )                   |                                  | 0.36                                | M.TONS            | 2724       | 3481    | 3586  | 75.96          | 97.07   | 27.35          | 34.95   |
| 14-   | <b>FERTILIZER</b>               | 3                                |                                     |                   |            |         |   |                |         |                |         |
|       | UREA                            |                                  | 4.34                                | M.TONS            | 207687     | 30125   | 47094                                       | 441.01         | 63.97   | 1913.96        | 277.62  |
| 15-   | <b>PAINTS &amp; VARNISH</b>     | 10                               |                                     |                   |            |         |   |                |         |                |         |
|       | PAINTS                          |                                  | 0.55                                | M.TONS            | 132        | 116     | 177   | 74.58          | 65.54   | 41.02          | 36.05   |
| 16-   | <b>PETROLEUM PRODUCTS</b>       | 2                                |                                     |                   |            |         |   |                |         |                |         |
|       | ( SUB TOTAL )                   |                                  | 3.92                                | 000 LTRS.         | 345959     | 368131  | 384650                                      | 89.94          | 95.71   | 352.57         | 375.17  |
| 17-   | <b>TYRES AND TUBES</b>          | 3                                |                                     |                   |            |         |   |                |         |                |         |
|       | ( SUB TOTAL )                   |                                  | 0.85                                | NUMBERS           | 149723     | 137319  | 220055                                      | 68.04          | 62.40   | 57.83          | 53.04   |
| 18-   | <b>VACUUM FLASK</b>             | 1                                |                                     |                   |            |         |   |                |         |                |         |
|       | VACUUM FLASK                    |                                  | 0.19                                | NUMBERS           | 872        | 832     | 36707                                       | 2.38           | 2.27    | 0.45           | 0.43    |
| 19-   | <b>CEMENT</b>                   | 10                               |                                     |                   |            |         |   |                |         |                |         |
|       | CEMENT                          |                                  | 1.35                                | M.TONS            | 154706     | 803510  | 155844                                      | 99.27          | 515.59  | 134.01         | 696.04  |
| 20-   | <b>M.S.PRODUCTS</b>             | 22                               |                                     |                   |            |         |   |                |         |                |         |
|       | M.S PRODUCTS                    |                                  | 5.68                                | M.TONS            | 16975      | 15320   | 11071                                       | 153.33         | 138.38  | 870.91         | 786.00  |
| 21-   | <b>SEWING MACHINES</b>          | 2                                |                                     |                   |            |         |   |                |         |                |         |
|       | SEWING MACHINES                 |                                  | 0.07                                | NUMBERS           | 1650       | 49821   | 11071                                       | 14.90          | 450.01  | 1.04           | 31.50   |

**WEIGHTED INDEX OF SELECTED ITEMS OF LARGE SCALE INDUSTRIES**  
**IN SINDH DURING OCT 2016 AS COMPARE TO OCT 2015**

PAGE NO . . . 10

| S.NO.              | INDUSTRY/<br>ITEMS                    | NO.OF<br>REPOR-<br>TING<br>UNITS | WEIGHT<br>VALUE<br>ADDED<br>1980-81 | UNIT<br>OF<br>QTY | PRODUCTION |       | AVR. MON-<br>THS PRO-<br>DUCTION<br>1980-81 | RELATIVE INDEX |          | WEIGHTED INDEX     |                 |
|--------------------|---------------------------------------|----------------------------------|-------------------------------------|-------------------|------------|-------|---|----------------|----------|--------------------|-----------------|
|                    |                                       |                                  |                                     |                   | OCT        | OCT   |   | OCT            | OCT      | OCT                | OCT             |
|                    |                                       |                                  |                                     |                   | 2016       | 2015  |   | 2016           | 2015     | 2016               | 2015            |
| 1                  | 2                                     | 3                                | 4                                   | 5                 | 6          | 7     | 8   | 9              | 10       | 11                 | 12              |
| 22-                | <b><u>ELECTRICAL APPARATUS</u></b>    | <b>2</b>                         |                                     |                   |            |       |   |                |          |                    |                 |
|                    | MOTOR                                 |                                  | 0.24                                | NUMBERS           | 0          | 0     | 864   | 0.00           | 0.00     | 0.00               | 0.00            |
|                    | TRANSFORMERS                          |                                  | 0.92                                | NUMBERS           | 86         | 39    | 315   | 27.30          | 12.38    | 25.12              | 11.39           |
|                    | GENERATING SETS                       |                                  | 0.06                                | NUMBERS           | 0          | 0     | 11  | 0.00           | 0.00     | 0.00               | 0.00            |
|                    | SWITCH GEARS                          |                                  | 0.12                                | NUMBERS           | 492        | 379   | 114   | 431.58         | 332.46   | 51.79              | 39.89           |
| 23-                | <b><u>RADIO &amp; TELEVISION</u></b>  | <b>8</b>                         |                                     |                   |            |       |   |                |          |                    |                 |
|                    | TELEVISION                            |                                  | 0.70                                | NUMBERS           | 3690       | 3027  | 6225  | 59.28          | 48.63    | 41.49              | 34.04           |
| 24-                | <b><u>ELEC. APPLIANCES</u></b>        | <b>10</b>                        |                                     |                   |            |       |   |                |          |                    |                 |
|                    | REFRIGERATORS                         |                                  | 0.03                                | NUMBERS           | 80345      | 72349 | 176   | 45650.57       | 41107.39 | 1369.52            | 1233.22         |
|                    | AIR-CONDITIONERS                      |                                  | 0.16                                | NUMBERS           | 3280       | 12793 | 666   | 492.49         | 1920.87  | 78.80              | 307.34          |
| 25-                | <b><u>ELECTRICAL FANS</u></b>         | <b>2</b>                         |                                     |                   |            |       |   |                |          |                    |                 |
|                    | ( SUB TOTAL )                         |                                  | 0.08                                | NUMBERS           | 5220       | 5132  | 9301  | 56.12          | 55.18    | 4.49               | 4.41            |
| 26-                | <b><u>ELEC. LAMPS &amp; TUBES</u></b> | <b>1</b>                         |                                     |                   |            |       |   |                |          |                    |                 |
|                    | LAMPS                                 |                                  | 0.44                                | 000 NOS           | 0          | 0     | 1665  | 0.00           | 0.00     | 0.00               | 0.00            |
|                    | TUBES                                 |                                  | 0.28                                | 000 MTRS.         | 0          | 0     | 86  | 0.00           | 0.00     | 0.00               | 0.00            |
| 27-                | <b><u>AUTOMOBILE</u></b>              | <b>17</b>                        |                                     |                   |            |       |   |                |          |                    |                 |
|                    | TRUCKS                                |                                  | 1.13                                | NUMBERS           | 600        | 275   | 241   | 248.96         | 114.11   | 281.33             | 128.94          |
|                    | BUSES                                 |                                  | 0.32                                | NUMBERS           | 718        | 56    | 43  | 1669.77        | 130.23   | 534.33             | 41.67           |
|                    | VEHICLES                              |                                  | 0.49                                | NUMBERS           | 0          | 0     | 140   | 0.00           | 0.00     | 0.00               | 0.00            |
|                    | LCV'S                                 |                                  | 1.04                                | NUMBERS           | 2230       | 4018  | 735   | 303.40         | 546.67   | 315.54             | 568.53          |
|                    | MOTOR CYCLES                          |                                  | 0.30                                | NUMBERS           | 122018     | 27192 | 3234  | 3772.97        | 840.82   | 1131.89            | 252.24          |
| <b>GRAND TOTAL</b> |                                       | <b>579</b>                       | <b>68.83</b>                        |                   |            |       |   |                |          | <b>26322.31</b>    | <b>19394.52</b> |
|                    |                                       |                                  |                                     |                   |            |       |   |                |          | <b>382.42</b>      | <b>281.77</b>   |
|                    |                                       |                                  |                                     |                   |            |       |   |                |          | <b>GROWTH RATE</b> | <b>35.72</b>    |

**WEIGHTED INDEX OF SELECTED ITEMS OF LARGE SCALE INDUSTRIES  
IN SINDH DURING JUL -OCT,2016-2017 ASCOMPARE TO JUL-OCT,2015-2016**

PAGE NO . . . 11

| S.NO. | INDUSTRY/<br>ITEMS                   | NO.OF<br>REPOR-<br>TING<br>UNITS | WEIGHT<br>VALUE<br>ADDED<br>1980-81 | UNIT<br>OF<br>QTY | PRODUCTION           |                      | AVR. MON-<br>THS PRO-<br>DUCTION<br>1980-81 | RELATIVE INDEX       |                      | WEIGHTED INDEX       |                      |
|-------|--------------------------------------|----------------------------------|-------------------------------------|-------------------|----------------------|----------------------|---|----------------------|----------------------|----------------------|----------------------|
|       |                                      |                                  |                                     |                   | JUL-OCT<br>2016-2017 | JUL-OCT<br>2015-2016 |   | JUL-OCT<br>2016-2017 | JUL-OCT<br>2015-2016 | JUL-OCT<br>2016-2017 | JUL-OCT<br>2015-2016 |
| 1     | 2                                    | 3                                | 4                                   | 5                 | 6                    | 7                    | 8   | 9                    | 10                   | 11                   | 12                   |
| 1-    | <b>VEGETABLE GHEE</b>                | <b>29</b>                        |                                     |                   |                      |                      |   |                      |                      |                      |                      |
|       | VEGETABLE GHEE                       |                                  | 1.57                                | M.TONS            | 212996               | 177909               | 49732                                       | 428.29               | 357.74               | 672.41               | 561.64               |
|       | COOKING OIL                          |                                  | 0.44                                | M.TONS            | 115956               | 97221                | 1972  | 5880.12              | 4930.07              | 2587.25              | 2169.23              |
| 2-    | <b>SUGAR</b>                         | <b>32</b>                        |                                     |                   |                      |                      |   |                      |                      |                      |                      |
|       | SUGAR                                |                                  | 8.50                                | M.TONS            | 0                    | 0                    | 112240                                      | 0.00                 | 0.00                 | 0.00                 | 0.00                 |
| 3-    | <b>TEA</b>                           | <b>7</b>                         |                                     |                   |                      |                      |   |                      |                      |                      |                      |
|       | TEA                                  |                                  | 3.57                                | M.TONS            | 40797                | 33174                | 14304                                       | 285.21               | 231.92               | 1018.21              | 827.96               |
| 4-    | <b>BEVERAGES</b>                     | <b>16</b>                        |                                     |                   |                      |                      |   |                      |                      |                      |                      |
|       | BEVERAGES                            |                                  | 0.56                                | 000 NOS           | 2434687              | 1990728              | 63576                                       | 3829.57              | 3131.26              | 2144.56              | 1753.50              |
| 5-    | <b>CIGARETTES</b>                    | <b>2</b>                         |                                     |                   |                      |                      |   |                      |                      |                      |                      |
|       | CIGARETTES                           |                                  | 1.48                                | MILLION NOS       | 12195                | 9187                 | 4052  | 300.96               | 226.73               | 445.42               | 335.56               |
| 6-    | <b>COTTON TEXTILE</b>                | <b>91</b>                        |                                     |                   |                      |                      |   |                      |                      |                      |                      |
|       | COTTON YARN                          |                                  | 6.60                                | M.TONS            | 173799               | 121385               | 39400                                       | 441.11               | 308.08               | 2911.35              | 2033.35              |
|       | COTTON FABRICS                       |                                  | 5.32                                | 000 SQ.MTRS.      | 109454               | 91679                | 29904                                       | 366.02               | 306.58               | 1947.22              | 1630.99              |
| 7-    | <b>WOOLEN TEXTILE</b>                | <b>8</b>                         |                                     |                   |                      |                      |   |                      |                      |                      |                      |
|       | WOOLEN YARN                          |                                  | 0.24                                | M.TONS            | 96                   | 81                   | 912   | 10.53                | 8.88                 | 2.53                 | 2.13                 |
|       | H & WORSTED CLOTH                    |                                  | 0.05                                | 000 MTRS.         | 0                    | 0                    | 24  | 0.00                 | 0.00                 | 0.00                 | 0.00                 |
|       | KNITTING WOOL                        |                                  | 0.02                                | M.TONS            | 0                    | 0                    | 8   | 0.00                 | 0.00                 | 0.00                 | 0.00                 |
|       | WOOLLEN BLANKETS                     |                                  | 0.09                                | 000 NOS           | 0                    | 0                    | 24  | 0.00                 | 0.00                 | 0.00                 | 0.00                 |
| 8-    | <b>JUTE TEXTILE</b>                  | <b>4</b>                         |                                     |                   |                      |                      |   |                      |                      |                      |                      |
|       | ( SUB TOTAL )                        |                                  | 0.90                                | M.TONS            | 0                    | 0                    | 8776  | 0.00                 | 0.00                 | 0.00                 | 0.00                 |
| 9-    | <b>LEATHER TANNING</b>               | <b>18</b>                        |                                     |                   |                      |                      |   |                      |                      |                      |                      |
|       | UPPER LEATHER                        |                                  | 1.31                                | 000 SQ.MTRS.      | 7902                 | 6669                 | 2184  | 361.81               | 305.36               | 473.98               | 400.02               |
|       | SOLE LEATHER                         |                                  | 0.10                                | M.TONS            | 0                    | 0                    | 292   | 0.00                 | 0.00                 | 0.00                 | 0.00                 |
|       | WET BLUE TANNED                      |                                  | 1.09                                | 000 SQ.MTRS.      | 648                  | 531                  | 2268  | 28.57                | 23.41                | 31.14                | 25.52                |
| 10-   | <b>COTTON GINNING &amp; PRESSING</b> | <b>215</b>                       |                                     |                   |                      |                      |   |                      |                      |                      |                      |
|       | C.G & PRESSING                       |                                  | 4.45                                | BALES             | 4578012              | 4578012              | 450368                                      | 1016.50              | 1016.50              | 4523.45              | 4523.45              |

**WEIGHTED INDEX OF SELECTED ITEMS OF LARGE SCALE INDUSTRIES  
IN SINDH DURING JUL -OCT,2016-2017 AS COMPARE TO JUL-OCT,2015-2016**

PAGE NO . . . 12

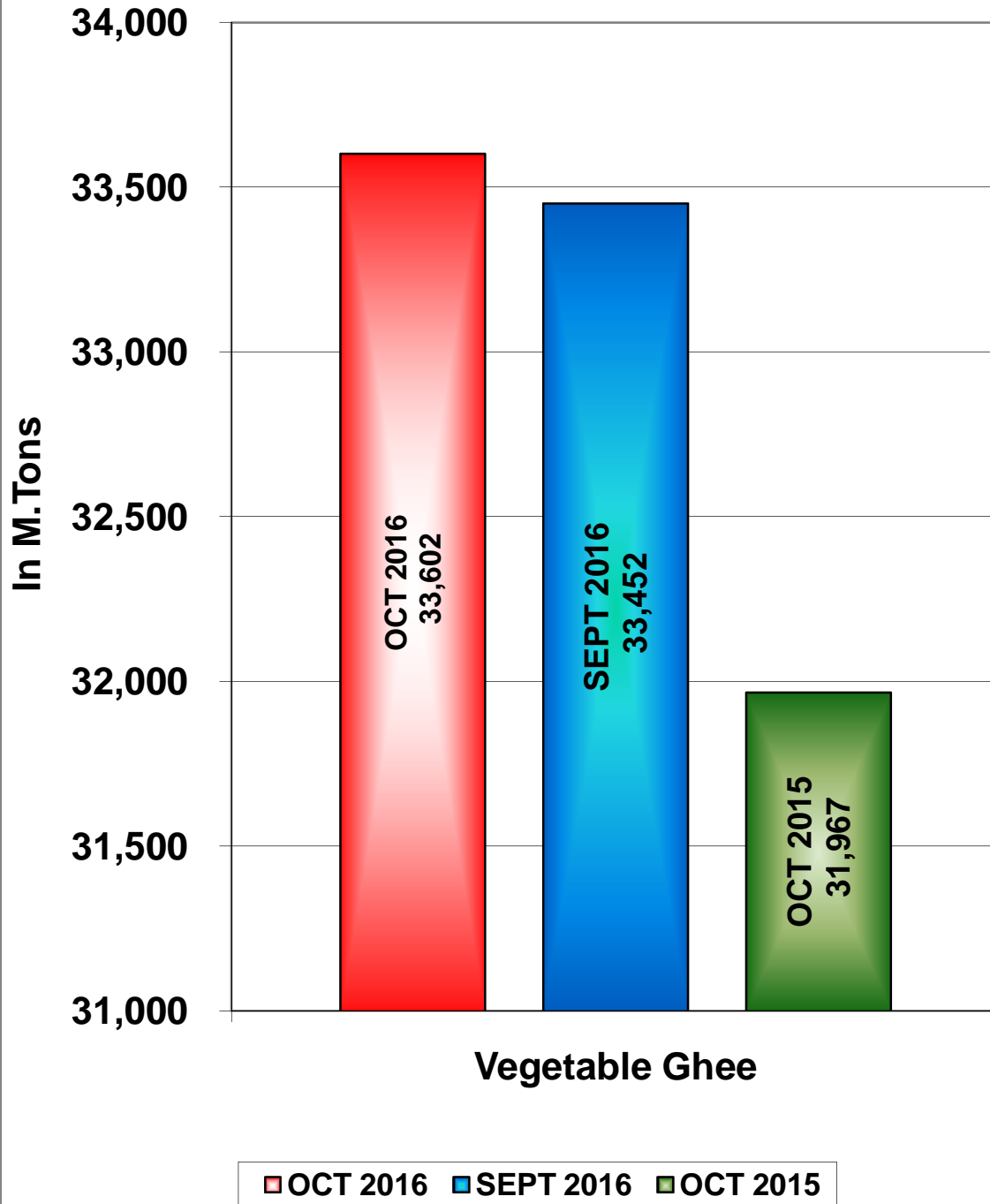
| S.NO. | INDUSTRY/<br>ITEMS              | NO.OF<br>REPOR-<br>TING<br>UNITS | WEIGHT<br>VALUE<br>ADDED<br>1980-81 | UNIT<br>OF<br>QTY | PRODUCTION           |                      | AVR. MON-<br>THS PRO-<br>DUCTION<br>1980-81 | RELATIVE INDEX       |                      | WEIGHTED INDEX       |                      |
|-------|---------------------------------|----------------------------------|-------------------------------------|-------------------|----------------------|----------------------|---|----------------------|----------------------|----------------------|----------------------|
|       |                                 |                                  |                                     |                   | JUL-OCT<br>2016-2017 | JUL-OCT<br>2015-2016 |   | JUL-OCT<br>2016-2017 | JUL-OCT<br>2015-2016 | JUL-OCT<br>2016-2017 | JUL-OCT<br>2015-2016 |
| 1     | 2                               | 3                                | 4                                   | 5                 | 6                    | 7                    | 8   | 9                    | 10                   | 11                   | 12                   |
| 11-   | <b>PAPER &amp; PAPER BOARD</b>  | <b>7</b>                         |                                     |                   |                      |                      |   |                      |                      |                      |                      |
|       | ( SUB TOTAL )                   |                                  | 0.35                                | M.TONS            | 8380                 | 7435                 | 3344  | 250.60               | 222.34               | 87.71                | 77.82                |
| 12-   | <b>PHARMACEUTICALS</b>          | <b>52</b>                        |                                     |                   |                      |                      |   |                      |                      |                      |                      |
|       | TABLETS                         |                                  | 2.18                                | 000 NOS           | 13838426             | 11461149             | 1334988                                     | 1036.60              | 858.52               | 2259.78              | 1871.58              |
|       | LIQUIDS/SYRUPS                  |                                  | 2.57                                | 000 LTRS.         | 47227                | 38915                | 2972  | 1589.06              | 1309.39              | 4083.90              | 3365.13              |
|       | CAPSULS                         |                                  | 1.78                                | 000 NOS           | 1348698              | 1107942              | 140704                                      | 958.54               | 787.43               | 1706.19              | 1401.62              |
|       | INJECTIONS                      |                                  | 1.59                                | 000 NOS           | 454614               | 364374               | 35168                                       | 1292.69              | 1036.10              | 2055.38              | 1647.39              |
|       | OINTMENT                        |                                  | 0.19                                | KILOGRAMS         | 1553725              | 1297638              | 91896                                       | 1690.74              | 1412.07              | 321.24               | 268.29               |
|       | GALENICALS                      |                                  | 0.26                                | 000 LTRS.         | 0                    | 0                    | 124   | 0.00                 | 0.00                 | 0.00                 | 0.00                 |
| 13-   | <b>ACID,ALKALIES &amp; SALT</b> | <b>5</b>                         |                                     |                   |                      |                      |   |                      |                      |                      |                      |
|       | ( SUB TOTAL )                   |                                  | 0.36                                | M.TONS            | 21813                | 20063                | 14344                                       | 152.07               | 139.87               | 54.75                | 50.35                |
| 14-   | <b>FERTILIZER</b>               | <b>3</b>                         |                                     |                   |                      |                      |   |                      |                      |                      |                      |
|       | UREA                            |                                  | 4.34                                | M.TONS            | 1016889              | 631552               | 188376                                      | 539.82               | 335.26               | 2342.81              | 1455.03              |
| 15-   | <b>PAINTS &amp; VARNISH</b>     | <b>10</b>                        |                                     |                   |                      |                      |   |                      |                      |                      |                      |
|       | PAINTS                          |                                  | 0.55                                | M.TONS            | 761                  | 621                  | 708   | 107.49               | 87.71                | 59.12                | 48.24                |
| 16-   | <b>PETROLEUM PRODUCTS</b>       | <b>2</b>                         |                                     |                   |                      |                      |   |                      |                      |                      |                      |
|       | ( SUB TOTAL )                   |                                  | 3.92                                | 000 LTRS.         | 2547255              | 5250519              | 1538600                                     | 165.56               | 341.25               | 648.98               | 1337.71              |
| 17-   | <b>TYRES AND TUBES</b>          | <b>3</b>                         |                                     |                   |                      |                      |   |                      |                      |                      |                      |
|       | ( SUB TOTAL )                   |                                  | 0.85                                | NUMBERS           | 935727               | 778242               | 880220                                      | 106.31               | 88.41                | 90.36                | 75.15                |
| 18-   | <b>VACUUM FLASK</b>             | <b>1</b>                         |                                     |                   |                      |                      |   |                      |                      |                      |                      |
|       | VACUUM FLASK                    |                                  | 0.19                                | PIECES            | 6635                 | 5699                 | 146828                                      | 4.52                 | 3.88                 | 0.86                 | 0.74                 |
| 19-   | <b>CEMENT</b>                   | <b>10</b>                        |                                     |                   |                      |                      |   |                      |                      |                      |                      |
|       | CEMENT                          |                                  | 1.35                                | M.TONS            | 3947484              | 4441473              | 623376                                      | 633.24               | 712.49               | 854.88               | 961.86               |
| 20-   | <b>M.S.PRODUCTS</b>             | <b>22</b>                        |                                     |                   |                      |                      |   |                      |                      |                      |                      |
|       | M.S PRODUCTS                    |                                  | 5.68                                | M.TONS            | 110849               | 92231                | 44284                                       | 250.31               | 208.27               | 1421.78              | 1182.98              |
| 21-   | <b>SEWING MACHINES</b>          | <b>2</b>                         |                                     |                   |                      |                      |   |                      |                      |                      |                      |
|       | SEWING MACHINES                 |                                  | 0.07                                | NUMBERS           | 6519                 | 5762                 | 18340                                       | 35.55                | 31.42                | 2.49                 | 2.20                 |

**WEIGHTED INDEX OF SELECTED ITEMS OF LARGE SCALE INDUSTRIES  
IN SINDH DURING JUL -OCT,2016-2017 AS COMPARE TO JUL-OCT,2015-2016**

PAGE NO . . . 13

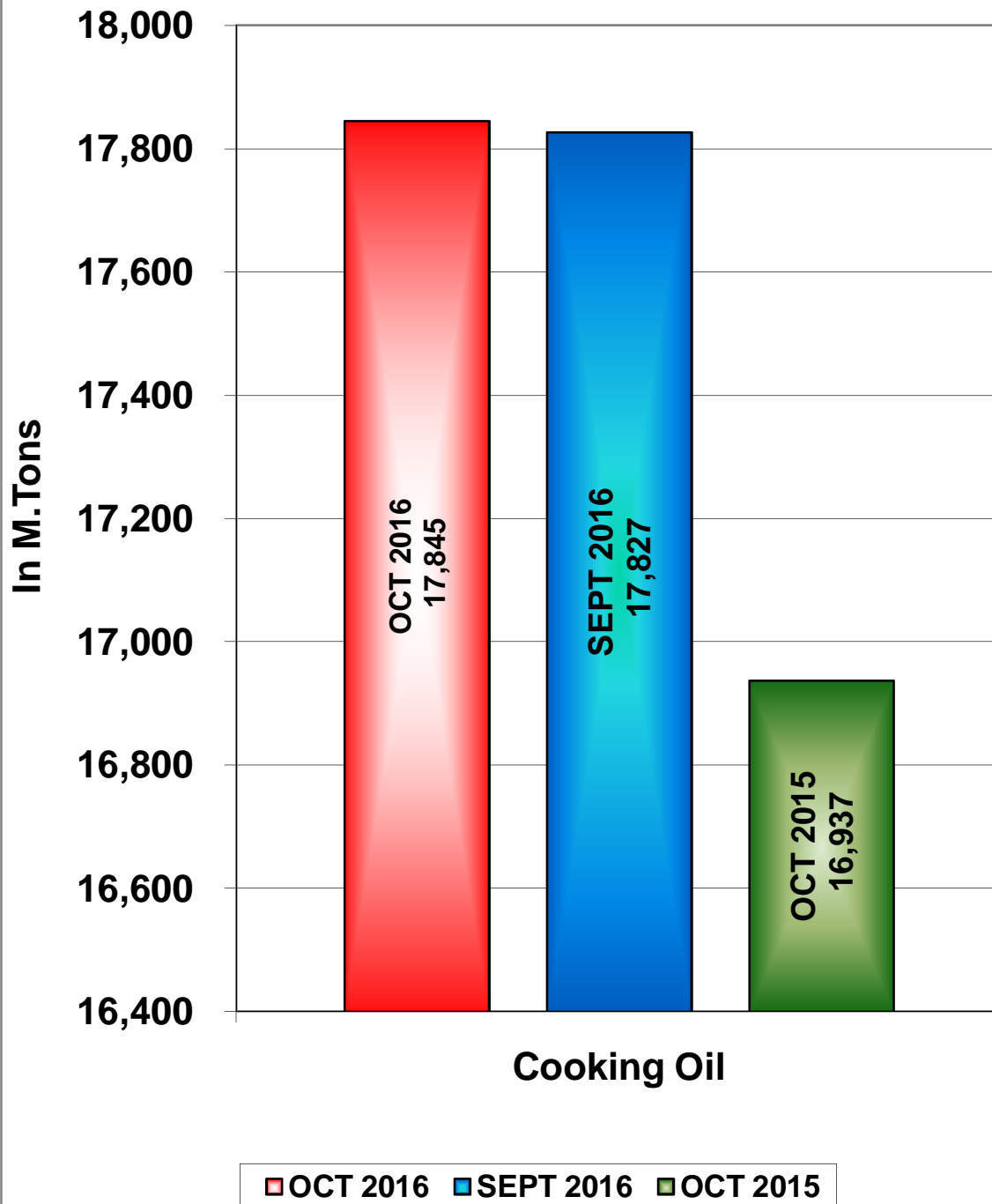
| S.NO.              | INDUSTRY/<br>ITEMS                    | NO.OF<br>REPOR-<br>TING<br>UNITS | WEIGHT<br>VALUE<br>ADDED<br>1980-81 | UNIT<br>OF<br>QTY | PRODUCTION           |                      | AVR. MON-<br>THS PRO-<br>DUCTION<br>1980-81 | RELATIVE INDEX       |                      | WEIGHTED INDEX       |                      |
|--------------------|---------------------------------------|----------------------------------|-------------------------------------|-------------------|----------------------|----------------------|---|----------------------|----------------------|----------------------|----------------------|
|                    |                                       |                                  |                                     |                   | JUL-OCT<br>2016-2017 | JUL-OCT<br>2015-2016 |   | JUL-OCT<br>2016-2017 | JUL-OCT<br>2015-2016 | JUL-OCT<br>2016-2017 | JUL-OCT<br>2015-2016 |
| 1                  | 2                                     | 3                                | 4                                   | 5                 | 6                    | 7                    | 8   | 9                    | 10                   | 11                   | 12                   |
| 22-                | <b><u>ELECTRICAL APPARATUS</u></b>    | <b>2</b>                         |                                     |                   |                      |                      |   |                      |                      |                      |                      |
|                    | MOTOR                                 |                                  | 0.24                                | NUMBERS           | 0                    | 0                    | 3456  | 0.00                 | 0.00                 | 0.00                 | 0.00                 |
|                    | TRANSFORMERS                          |                                  | 0.92                                | NUMBERS           | 1487                 | 1356                 | 1260  | 118.02               | 107.62               | 108.57               | 99.01                |
|                    | GENERATING SETS                       |                                  | 0.06                                | NUMBERS           | 0                    | 0                    | 44  | 0.00                 | 0.00                 | 0.00                 | 0.00                 |
|                    | SWITCH GEARS                          |                                  | 0.12                                | NUMBERS           | 2309                 | 1727                 | 456   | 506.36               | 378.73               | 60.76                | 45.45                |
| 23-                | <b><u>RADIO &amp; TELEVISION</u></b>  | <b>8</b>                         |                                     |                   |                      |                      |   |                      |                      |                      |                      |
|                    | TELEVISION                            |                                  | 0.70                                | NUMBERS           | 21336                | 17133                | 24900                                       | 85.69                | 68.81                | 59.98                | 48.17                |
| 24-                | <b><u>ELEC. APPLIANCES</u></b>        | <b>10</b>                        |                                     |                   |                      |                      |   |                      |                      |                      |                      |
|                    | REFRIGERATORS                         |                                  | 0.03                                | NUMBERS           | 481909               | 398788               | 704   | 68452.98             | 56646.02             | 2053.59              | 1699.38              |
|                    | AIR-CONDITIONERS                      |                                  | 0.16                                | NUMBERS           | 53230                | 58993                | 2664  | 1998.12              | 2214.45              | 319.70               | 354.31               |
| 25-                | <b><u>ELECTRICAL FANS</u></b>         | <b>2</b>                         |                                     |                   |                      |                      |   |                      |                      |                      |                      |
|                    | ( SUB TOTAL )                         |                                  | 0.08                                | NUMBERS           | 26516                | 20518                | 37204                                       | 71.27                | 55.15                | 5.70                 | 4.41                 |
| 26-                | <b><u>ELEC. LAMPS &amp; TUBES</u></b> | <b>1</b>                         |                                     |                   |                      |                      |   |                      |                      |                      |                      |
|                    | LAMPS                                 |                                  | 0.44                                | 000 NOS           | 0                    | 0                    | 6660  | 0.00                 | 0.00                 | 0.00                 | 0.00                 |
|                    | TUBES                                 |                                  | 0.28                                | 000 MTRS.         | 0                    | 0                    | 344   | 0.00                 | 0.00                 | 0.00                 | 0.00                 |
| 27-                | <b><u>AUTOMOBILE</u></b>              | <b>17</b>                        |                                     |                   |                      |                      |   |                      |                      |                      |                      |
|                    | TRUCKS                                |                                  | 1.13                                | NUMBERS           | 1908                 | 983                  | 964   | 197.93               | 101.97               | 223.66               | 115.23               |
|                    | BUSES                                 |                                  | 0.32                                | NUMBERS           | 1697                 | 317                  | 172   | 986.63               | 184.30               | 315.72               | 58.98                |
|                    | VEHICLES                              |                                  | 0.49                                | NUMBERS           | 0                    | 0                    | 560   | 0.00                 | 0.00                 | 0.00                 | 0.00                 |
|                    | LCV'S                                 |                                  | 1.04                                | NUMBERS           | 101813               | 101371               | 2940  | 3463.03              | 3447.99              | 3601.55              | 3585.91              |
|                    | MOTOR CYCLES                          |                                  | 0.30                                | NUMBERS           | 374842               | 157998               | 12936                                       | 2897.67              | 1221.38              | 869.30               | 366.41               |
| <b>GRAND TOTAL</b> |                                       | <b>579</b>                       | <b>68.83</b>                        |                   |                      |                      |   |                      |                      | <b>40366.28</b>      | <b>34386.71</b>      |
|                    |                                       |                                  |                                     |                   |                      |                      |   |                      |                      | <b>586.46</b>        | <b>499.59</b>        |
|                    |                                       |                                  |                                     |                   |                      |                      |   |                      |                      | <b>GROWTH RATE</b>   | <b>17.39</b>         |

### Month-wise Growth of Industrial Production of Vegetable Ghee in Sindh

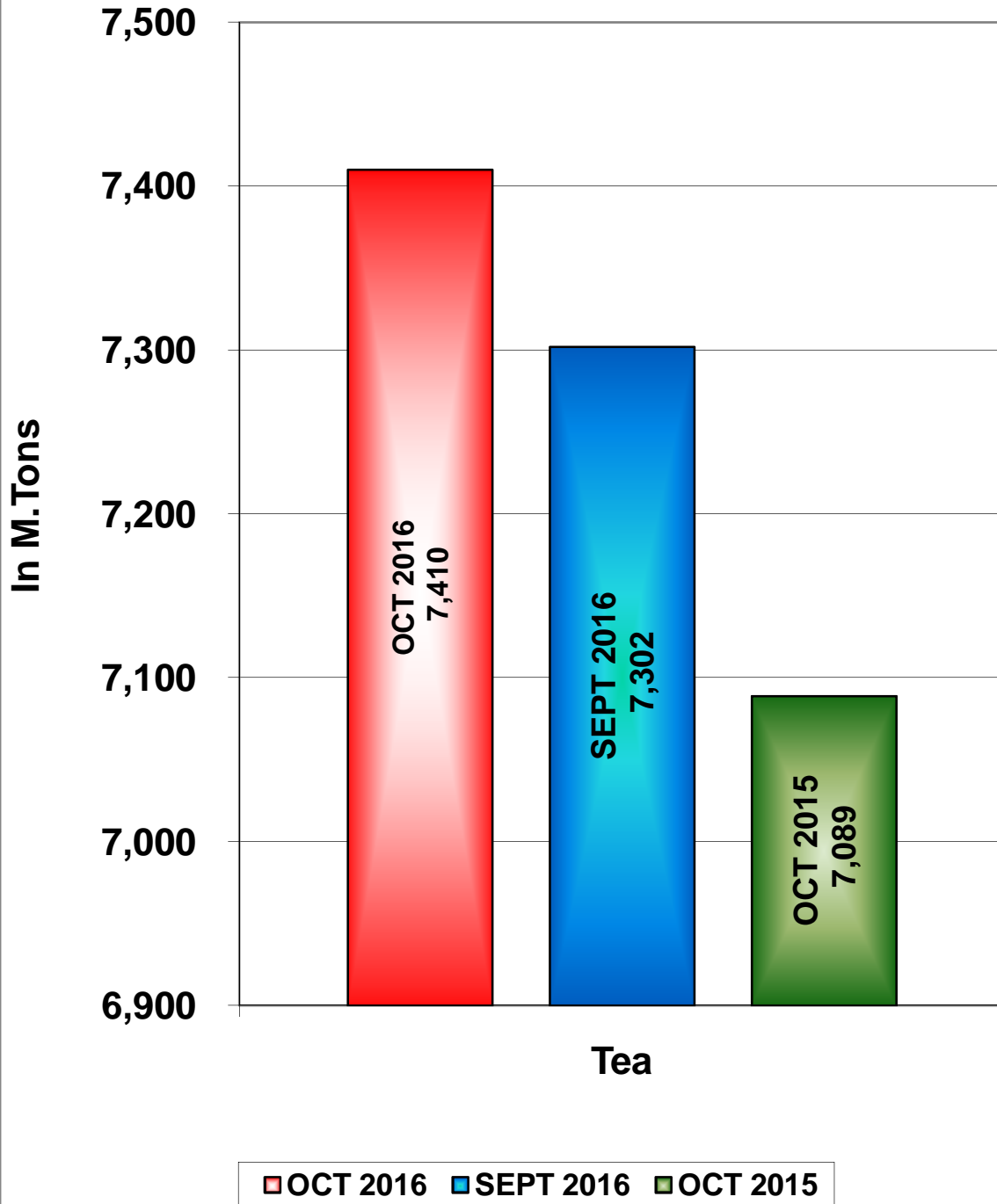




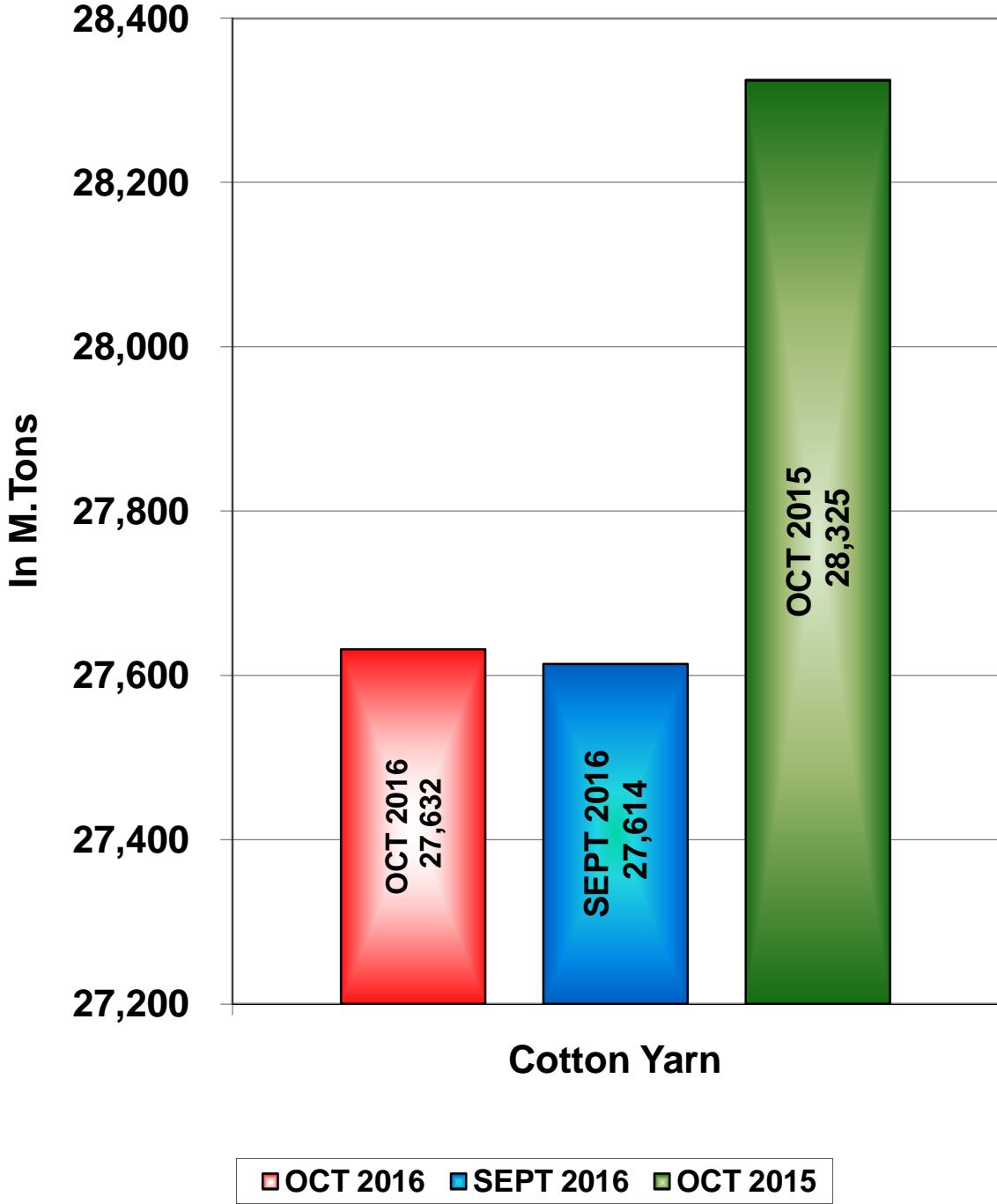
### Month-wise Growth of Industrial Production of Cooking Oil in Sindh



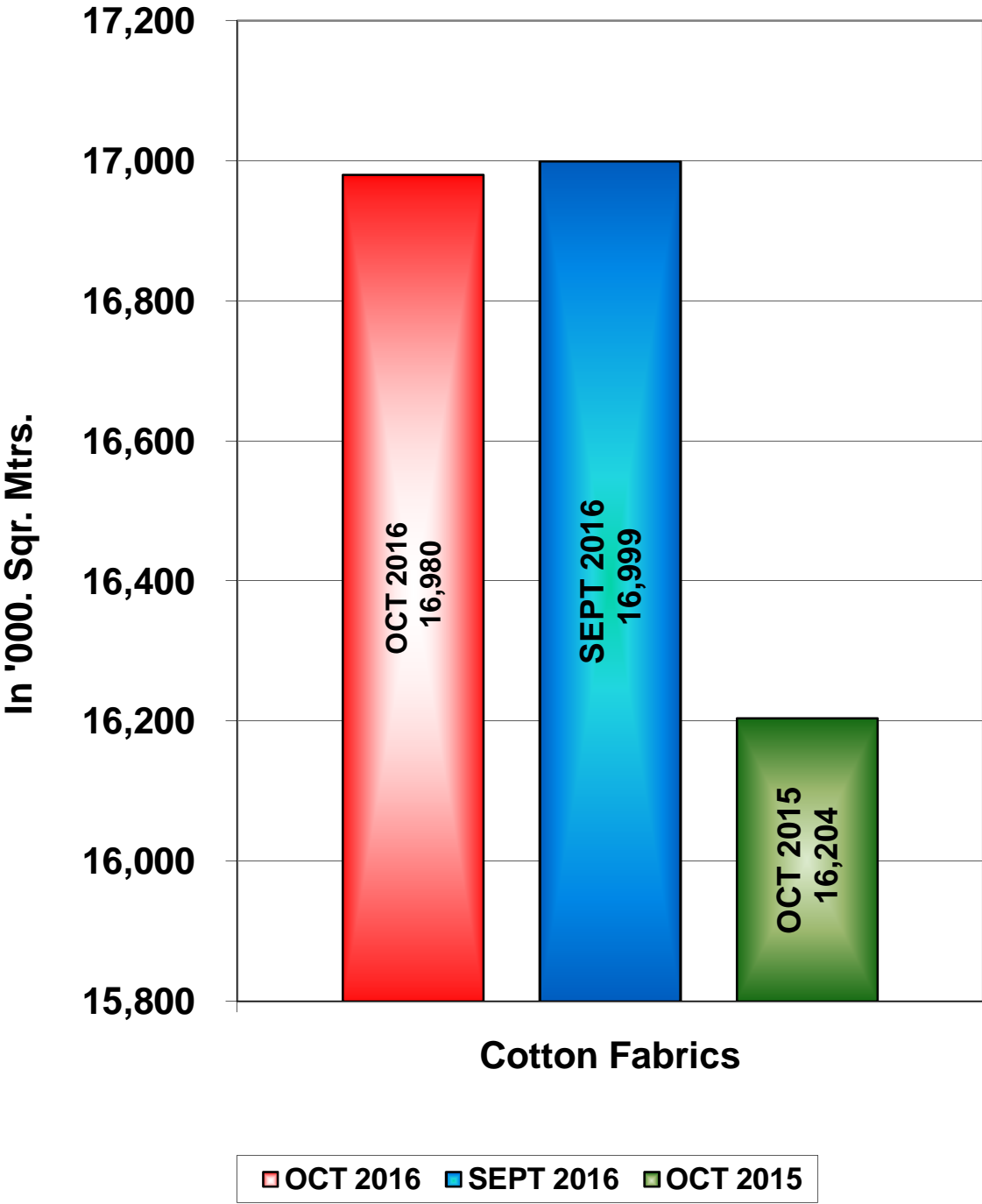
### Month-wise Growth of Industrial Production of Tea in Sindh



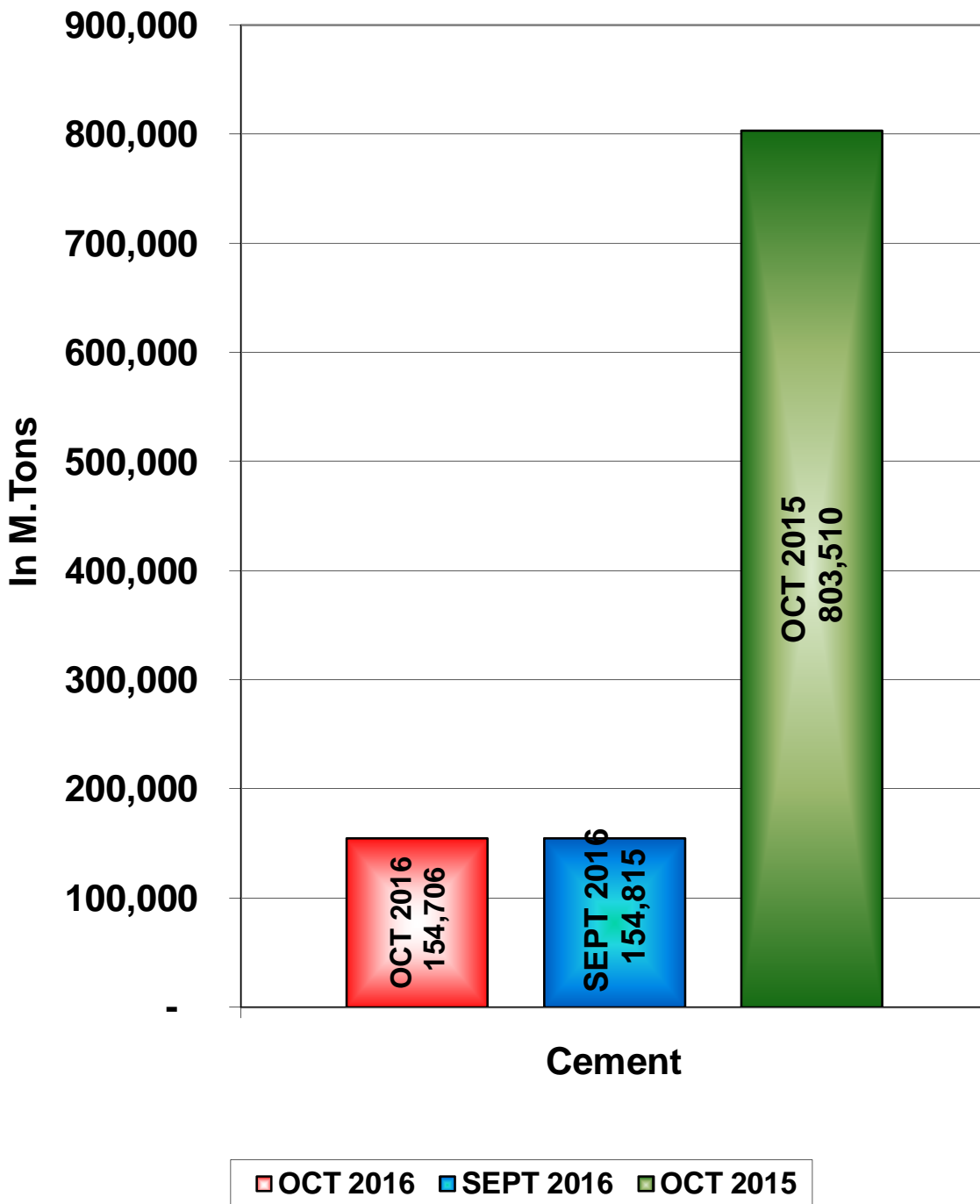
### Month-wise Growth of Industrial Production of Cotton Yarn in Sindh



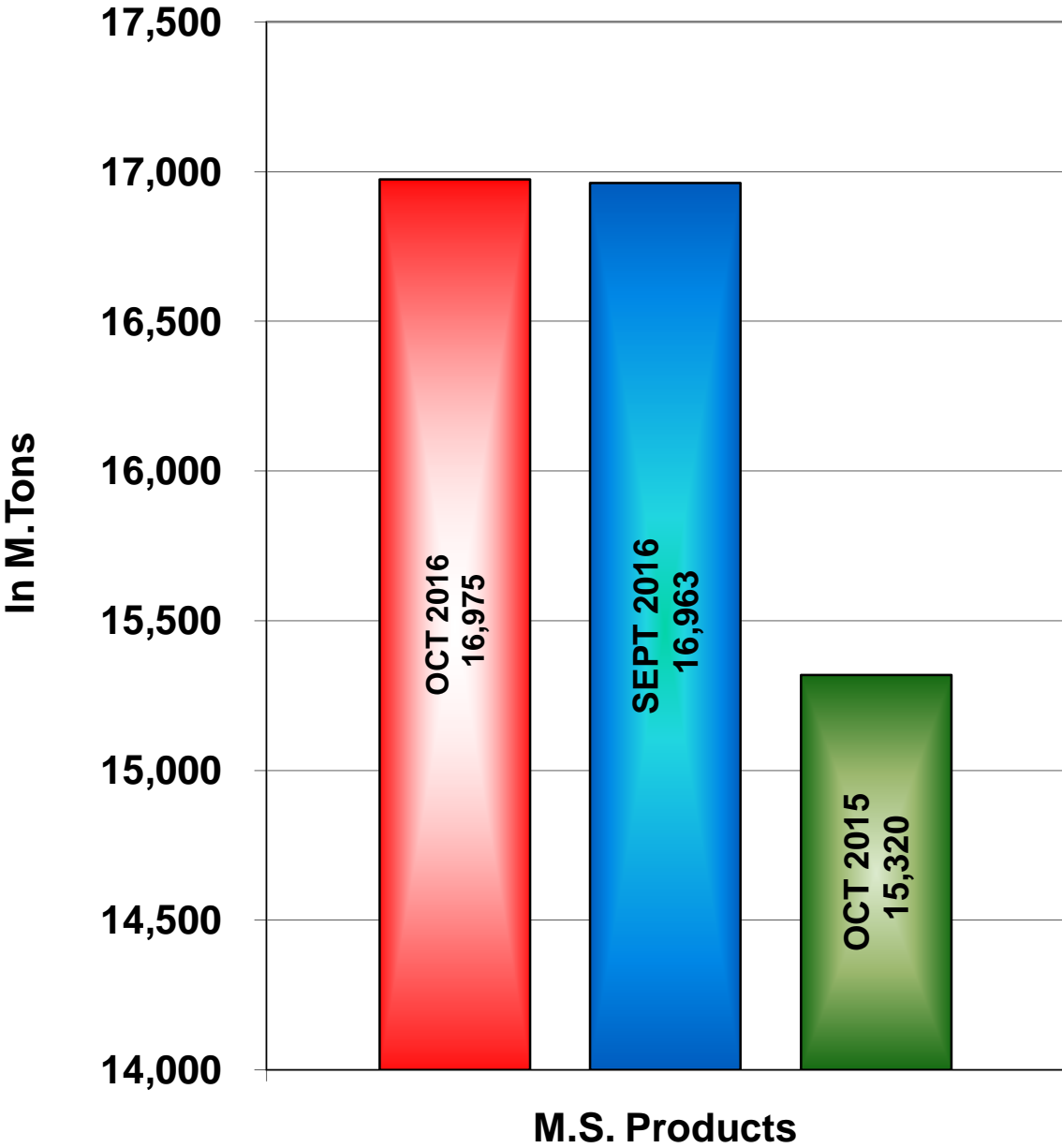
### Month-wise Growth of Industrial Production of Cotton Fabrics in Sindh



### Month-wise Growth of Industrial Production of Cement in Sindh

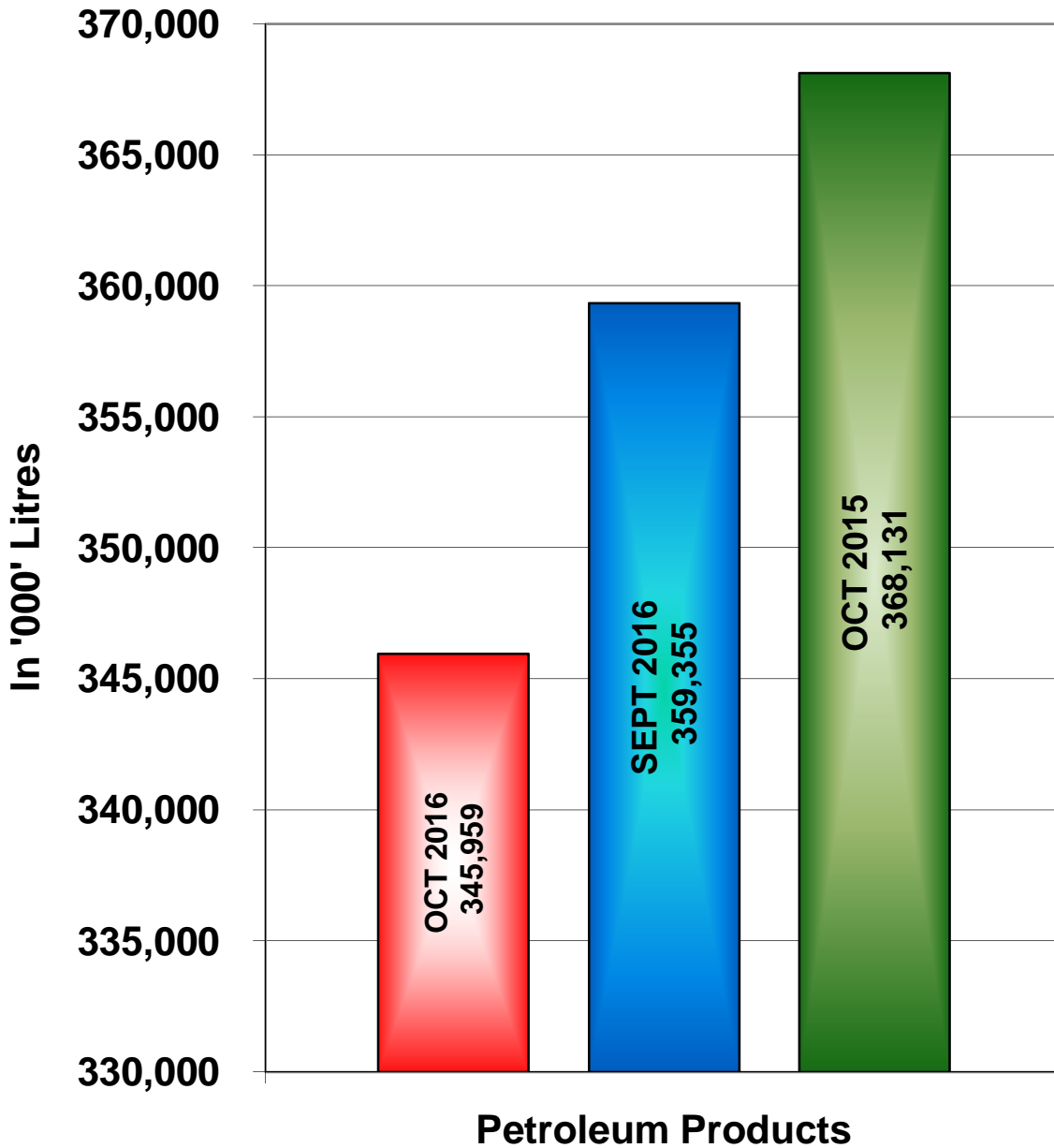


### Month-wise Growth of Industrial Production of M.S. Product in Sindh



■ OCT 2016 ■ SEPT 2016 ■ OCT 2015

### Month-wise Growth of Industrial Production of Petroleum Product in Sindh



■ OCT 2016 ■ SEPT 2016 ■ OCT 2015